

Franklin County Quilters Guild

SUGARHOUSE GAZETTE

Saint Albans, Vermont

<http://www.franklincountyquilters.org>

franklincountyquilters@gmail.com



Volume 17, Issue 5
January 2025

President's Piece

Happy 2025!!

It is hard to believe another year is gone! Memories flood our minds as we move to new beginnings, fresh starts, letting go, leaving things in the past. Auld Lang Syne, from the Scottish, translates to "days gone by" according to many sources. It's about new beginnings and a celebration of friendship and memories with our friends. We end each year by singing it, moving on to a new year with hopes and dreams, resolutions and affirmation to "do better, do more".

The Guild is leaving its space at the Church Of The Rock. We are thankful that our final gathering there in December was so friendly - filled with warmth, laughter and rum cake! Now we face a challenge: the search for a meeting place. The Conference Room at the hospital is not viable as it can only support 50 people. As you witnessed, the November meeting was awkward with not all members present. With 67 members currently, we need to continue our search.

As we prepare to discuss our options, let's be thoughtful and respectful of all comments and perspectives. We can resolve this issue quickly with a mindset toward setup/teardown, safety and cost. In Auld Lang Syne, we sing, "we'll take a cup o' kindness..." suggesting we move forward with 'good will, friendship and kind regard'. What a nice way to approach all we do in 2025!

Happy New Year to you and your families.

Piece by piece,

Jean Anne Branch
2024-2025 Co-President

Mary Jane Rossi
2024-2025 Co-President



Co-Presidents

Jean Anne Branch
Mary Jane Rossi

Vice President

Bonnie Evans

Secretary

Gale Weld

Treasurer

Deb Dusablom

Newsletter

Sharon Perry

Programs

Cathy Carlson
John Rouleau

Project Coordinator

Carol Stanley

Membership

Penny LaRochelle

Quilt Show

Mary King
Beth Mouser

Website

Scott Perry

Comfort Quilts Coordinator

Denise Chase

2025 Raffle Quilt

Laurel Schaap

2025 Charity Quilt

Sharon Perry & Denise Chase

2024 – 2025 Guild Calendar

September 18th Trunk Show
with Debi Montgomery
& light refreshments

September 19th Mystery Quilt
Workshop with Debi Montgomery
Holy Trinity Episcopal Church (Swanton)

October 16th Trunk Show with
Denise Chase, Ice Cream Social,
and Brown Bag Exchange

November 20th Trunk Show
with Karen Abrahamovich

2024 – 2025 Guild Calendar

November 23rd Workshop with Karen
Abrahamovich, NMC Conference Room

December 18th Holiday Potluck
and Gift Exchange--MTG STARTS AT 6PM

*January 15th Virtual Trunk Show
with Linda Diak ON ZOOM*

February 19th Pam Weeks' Lecture on History of
Soft Protest Storytelling in Textiles **ON ZOOM**

February 22nd Workshop with Nanc Ekiert,
NMC Conference Room (**see page 6**)

March 19th Guild Members'
Skill Sharing Session

2024 – 2025 Guild Calendar

March 22nd Quilted Jacket Workshop with
Janice Roy, NMC Conference Room

April 4th Quilt Show Set-Up

April 5th & 6th 25th Annual Quilt Show

April 16th Strippers Night!

Left-Right-Center Strip Poker Game

May 21st Modern Quilts with Jess Peck
Brown Bag Exchange (return)

June 18th Potluck & Trunk Sale

All proceeds to benefit the guild
(Doors open at 5:30 pm; potluck at 6 pm)

Franklin County Quilters Guild

Co-Presidents: Jean Anne Branch and Mary Jane Rossi
 Location: Church of the Rock, St. Albans, VT

Minutes for General Membership Meeting

Wednesday, December 18, 2024

The guild gathering began with a delicious Potluck at 6pm. The meeting was called to order at 6:30 pm by Jean Anne Branch for our monthly in-person meeting. She greeted all members in attendance and spoke about Leo Buscaglia, also known as "Dr. Love" who was an American author, motivational speaker, and a professor in the Department of Special Education at the University of Southern California. Given that this is the "Season of Love", Jean Anne shared with the group one of his remarkable quotes about love.

Consent Agenda: A motion was made by Nanc Ekiert and seconded by April Walker to accept both Treasurer's Report and Minutes of the November 20th meeting. Motion carried.

Chair Reports:

Membership (Penny LaRochelle): Penny reported a total of 67 paid members with 35 present at the meeting.

Comfort Quilts (Denise Chase)

- Quilt kits to be quilted and kits to piece are available. Please sign out, and please sign in upon return.
- Please sign in any quilt you make from your own materials.
- Denise was given several 1 yard pieces of military fabric. She is suggesting they be used to make military comfort quilts. Each piece taken should be signed out.
- Request for suggestions on who might want to receive quilts. Several members shared ideas such as a newly established home in St. Albans for battered woman, nursing homes, cancer patients, contacting State Police or local Police Stations to distribute during fire call, VNA/Hospice on Main St. and perhaps Sleep in Heavenly Peace an organization that makes and donates beds to kids and toddlers in need.
- Kathy Katz volunteered to research whether a supply of quilts would be welcomed by Hospice.

Quilt Show (Mary King & Beth Mouser)

- Penny LaRochelle announced there are 36 quilt show entries. Ideally she would like to have 100 quilts for display. Penny drew name for the quilt show entry prize raffle. Winner: Carol Stanley. Quilt show entry forms available on the website under Quilt Show forms or [here](#).
- Shirley Babcock, Volunteer Coordinator, thanked everybody who had signed up to volunteer at the show. She still needs more slots to be filled. Although guild member demonstrator position may sound intimidating, she reminded members it can be as simple as hand stitching. Demo slots are 2 hours.
- April Walker announced posters are available. They have a "new fresh design". She distributed 5-10 posters to each member in attendance with instruction to post along your travels such as rest stops, schools or other shops. Posters should be out by February 1st, and the latest March 1st. If you are traveling to a quilt shop, please contact April to let her know as she has postcards for distribution. This would save her from mailing postcards to shops to give out.

Mary Jane Rossi, Co-President, lead the rest of the meeting:

2025 Raffle Quilt (Laurel Schaap & Sharon Perry) Mary Jane Rossi spoke on behalf of Laurel and Sharon who were not present tonight.

- Penny LaRochelle will be collecting member's raffle ticket money (tickets and cash/check need to be in an envelope with member's name) tonight.
- For those members who have not picked up their tickets, Sharon Perry will be mailing them out to you.
- Sharon indicated with selling raffle tickets at 2 farmers' markets and 2 craft fairs, they have collected \$668 which includes some donations and sale of boutique items. Members' sales stand at \$307 with the grand total at \$975.

Sugarhouse Gazette (Sharon Perry) Mary Jane announced:

- The newsletter can be found online [here](#). Each newsletter usually comes out at least 2 weeks before each meeting.
- Deadline for submissions: Monday, December 30th.
- **Please READ the newsletter for detailed information about both speakers during the upcoming Zoom meetings as well as other good information.**

• Send information to Sharon via email.

24 in 2024 Challenge (Sharon Perry) Mary Jane reported on behalf of Sharon Perry:

- 15 members completed at least 24 projects this year AND signed up to participate.
- For just those members, that equates to a minimum of 360 projects completed in 2024.
- Two prize drawing winners (random number generator selection):
 - Helen Bicknell
 - Krissy Kilburn
- Sharon Perry will be contacting the winners.
- **NOTE:** There will be another challenge, 25 in 2025. Members should get their projects lined up so they can finish 25 next year.

Block of the Month Project (Carol Stanley)

- Carol announced the December BOM outcome and shared a sample of her January Block of the Month.
- December BOM: 44 blocks made by members with 4 chances to win: #1 Penny LaRochelle; #2 Natalie Good; #3 Carol Mahoney; #4 John Rouleau
- January BOM: Members are encouraged to complete blocks to donate at the NEXT in-person meeting.
- For each block provided, the member's name should be put in a drawing for the prize of a group of blocks.
- An instruction sheet was provided during the meeting. Instructions will also be posted on the guild FB page, as well as on the FCQG website under "Projects".

Programs for 2024-25 (Cathy Carlson & John Rouleau)

Cathy announced the following:

- January 15th Virtual Trunk Show with Linda Diak (ZOOM meeting)
- February 19th, Pam Weeks' Lecture on History of Soft Protest Storytelling in Textiles (ZOOM meeting) February 22nd workshop with Nanc Ekiert, 9am – 4pm located at NMC Conference Room Cost is \$30 to participate. Please inform Cathy if you want to attend, and give your payment to Deb Dusablon. Once registered, a supply list will be sent. Plan to learn basic techniques and to make a small 12"x14" quilt art piece.

(Minutes continued on page 4)



TREASURER’S REPORT FOR JANUARY 2025

**FRANKLIN COUNTY QUILTERS GUILD
Treasurer's Report -- January 15, 2025**

Opening Balance		\$9,866.04
Funds collected		
Karen Abrahamovich, Donation	\$55.00	
Membership	\$20.00	
Sponsors (5)	\$550.00	
Nanc Ekiert, Feb Workshop	\$150.00	
	<u> </u>	
<i>Total Funds Collected</i>	\$775.00	
	<i>Subtotal</i>	\$10,641.04
Funds paid out		
Carol Stanley, BOM copies	\$16.37	
	<u> </u>	
<i>Total Funds Paid Out</i>	\$16.37	
	Grand Total	\$10,624.67

2024 YTD Collections: \$13,031.05

Respectfully submitted,
Deborah L. Dusablon, Treasurer



VERMONT QUILTER FEATURED AT THE JANUARY MEETING

Linda Diak, a quilter from Chester, will be doing a virtual trunk show for the guild on Wednesday, January 15th; **the January meeting will be on Zoom.** You can see more of her amazing work [here](#).

MONTHLY MEETING FORMAT

Unless otherwise noted, the monthly guild meeting will follow the following format for in-person meetings.

- 6:00 pm Doors open
 Sign in at membership table
 Sign up for monthly drawing if you haven't won this year
 Sign up for BOM raffle if you made one
 Sign up for comfort quilt drawing if you made a comfort quilt
- 6:30 pm Business Meeting
 Program for the evening
 Short Break as appropriate
 Show and Tell



December 18, 2024 Guild Meeting Minutes (Cont.)

- March 19th Guild Members' Skill Sharing Session

Other Business: None

New Business:


- Bonnie Evans, Vice President, conducted research on new meeting location sites.
- She announced that the FCQG could no longer meet at the Church of the Rock location after tonight.
- The NMC Conference Room (limit 50) is not an ideal location given the number of paid members so is no longer a regular meeting site consideration.
- There are no FREE location sites available in St Albans.
- The guild will need to consider paying for a suitable meeting location.
- Deb Dusablon reminded members this would be just 8 monthly meetings, since 2 monthly meetings are held via Zoom.
- Several meetings locations were brought up with estimated costs (i.e. Elks Club, Greg Brown Lodge, St. Paul's Church, American Legion).
- Consideration made to increase annual dues to help diminish new expense.
- Information was presented for consideration only. Further research will be conducted with discussion and vote deferred to the January meeting.

Program: John Rouleau introduced tonight's event, the annual wrapped gift game. He thoughtfully explained the procedures for the evening after passing out cards to indicate the order for each turn to the gift table or steal. A good time was had by all!

Drawings: Deb Dusablon won the membership door prize. Joan Wood won the comfort quilt door prize.

A motion to adjourn the meeting was made by Denise Chase, 2nd by Pat Reed. The motion carried, and the meeting adjourned at 8:20 pm.

Respectfully submitted,
 Gale Weld, Secretary



A regular column submitted by Peggy Paradee

ONLINE QUILT SHOPS

Did you know that there lots of online quilt shops? And here are just a few...

Missouri Star Quilt Company Hamilton, MO

missouriquiltco.com

This quilt shop has a daily deal each day. It is worth checking it out. Check out the bundle shipping option.

Fat Quarter Shop Kyle, TX

fatquartershop.com

This quilt shop has a wonderful array of fabric and notions. The shop offers 24-hour Flash Sales every day at 8 am CST.

Keepsake Quilting Archdale, NC

keepsakequilting.com

This quilt shop has a wide array of fabrics. If you sign up to receive their emails, you will be delighted to see the wonderful clearance deals they offer on fabric.

GE Quilt Designs Chaska, MN

gequiltdesigns.com

This quilt shop offers a wonderful array of unique fabrics. There are 2 weekly shows, Topsy Tuesday and Happy Friday, on Facebook and YouTube which both feature new fabric arrivals. The 3rd Thursday of the month there's a live show, Perfect Pair also on Facebook and YouTube, where they pick their favorite fabric bundle and a matching pattern.

There's also One Yard Wednesday, on Facebook and YouTube, which features one yard cuts for great prices. It's a great site if you're in a slump and can't think of a project to do.

Shabby Fabrics Post Falls, ID

shabbyfabrics.com

This quilt shop not only offers a great selection of fabric but also has a nice selection of videos tutorial projects.

Connecting Threads Vancouver, WA

connectingthreads.com

This shop has a lot to offer: a learning center that contains helpful guides, and tutorials to help you along your quilting journey. It is very helpful to a new quilter to the most experienced quilter.

Cadi Corners LLC Ballston Spa, NY

cadicornersllc.com

This shop is owned by one of our own guild members, Diane Comeau. She not only has awesome fabric, but she also features projects on Facebook. You can watch her on Facebook Friday mornings at 10 am EST.

BLOCK OF THE MONTH (BOM)

The block handed out at the December meeting is called Black & White & Red All Over; instructions for the block can be found [here](#). Carol Stanley, this year’s Project Coordinator for the guild, says to use black, white and gray strips and red squares.

If you turn a block in, you get to enter your name in the BOM Drawing. You can make as many blocks as you want and enter your name a corresponding number of times.

You can only win the blocks one time in a membership year which runs from September through June. If you win, you’re asked to continue making the monthly BOM so the other winners have a similar number of blocks.

SUNSHINE CARDS FOR GUILD MEMBERS

If you know of a guild member who is in need of encouragement or comfort due to an illness, bereavement, etc., please contact Diane Comeau, 802-310-1837. She will send out an appropriate card.



CONFETTI ART WORKSHOP

Did Nanc Ekiert’s miniature entry in the 2024 quilt show (pictured to the right) catch your eye? Are you interested in learning the technique so you can make your own art quilt?



There will be a Confetti Art workshop on Saturday February 22, 9 am – 4 pm, at NMC Conference Center. You will be working on a small woodland scene while learning the basics of this easy, quilted art form.

Your instructors for this fun-filled class will be Nanc and buddy Darlene Sabourin. The last day to register is February 1st. The class will be limited to the first 20 people. Please register with the guild’s Program Directors, Cathy Carlson or John Rouleau.

Class fee is \$30 per person, payable to Franklin County Quilters Guild, c/o Deb Dusablon, 456 Savage Point Road North Hero, VT 05474. Registration questions should be directed to Cathy or John. A class supply list will be sent via email after your paid registration is received and processed. In the meantime start saving your teeny tiny scraps...

If you have any class questions feel free to reach out to Nanc Ekiert, ekiert@comcast.net, or 802-324-2424.



Alyce	Bushey	January	2
Linda	Wells	January	10
Deb	Trahan	January	14
Beth	Mouser	January	15
Carol	Stanley	January	24

...and many more!!!



NATIONAL HOBBY MONTH - JANUARY



RECIPE CORNER

HOMEMADE BREAD

2 cups warm water (105-115 degrees)
 1 tablespoons active dry yeast*
 ¼ cup honey or sugar
 2 teaspoons salt
 2 tablespoons oil (canola or vegetable)
 4 - 5 1/2 cups all-purpose or bread flour*

In a large bowl or stand mixer add the yeast, water and a pinch of the sugar or honey. Allow to rest for 5-10 minutes until foaming and bubbly. (This is called “proofing” the yeast, to make sure it is active. *If it doesn’t foam, the yeast is no good, and you need to start over with fresh yeast.) Add remaining sugar or honey, salt, oil, and 3 cups of flour. Mix to combine.

Add another cup of flour and mix to combine. With the mixer running add more flour, ½ cup at a time, until the dough begins to pull away from the sides of the bowl. The dough should be smooth and elastic, and slightly stick to a clean finger, but not be overly sticky. Add a little more flour, if needed.

Mix the dough for 4-5 minutes on medium speed (or knead with your hands on a lightly floured surface, for 5-8 minutes).

Grease a large bowl with oil or cooking spray and place the dough inside, turning to coat. Cover with a dish towel or plastic wrap and allow to rise in a warm place* until doubled in size, about 1 ½ hours. Spray two 9x5" bread pans generously with cooking spray on all sides. (Optional: line the bottom of the pans with a small piece of parchment paper.)

Punch the dough down well to remove air bubbles. Divide into two equal portions. Shape each ball into long logs and place into greased loaf pans.

Cover pans with a lightweight, dry dish towel (or spray two pieces of plastic wrap generously with cooking spray and lay them gently over the pans). Allow dough to rise again for about 45 minutes to one hour, or until risen about 1 inch above the loaf pans. Gently removing covering.

Preheat oven to 350 F. Bake bread for about 30-33 minutes, or until golden brown on top. Give the top of a loaf a gentle tap; it should sound hollow.

Invert the loaves onto a wire cooling rack. Brush the tops with butter and allow to cool for at least 10 minutes before slicing.

Once cool, store in an airtight container or bag for 2-3 days at room temperature, or up to 5 days in the refrigerator.

ENGLISH TOASTING BREAD

2 packages active dry yeast (4½ teaspoons)
 6 cups un-sifted flour
 1 tablespoon sugar
 2 teaspoons salt
 2 cups milk
 ¼ teaspoon baking soda
 1 egg, slightly beaten with enough water to make ½ cup

Preheat oven to 400°F. Coat 2 loaf pans with cooking spray and sprinkle with cornmeal.

Combine 3 cups flour, yeast, sugar, salt and soda in mixing bowl.

Heat milk to 120/130°F (about 2½ minutes in the microwave). Stir milk and egg/water mixture into dry mixture. Beat well. Add remaining flour to make a stiff dough. Stir, making sure to wet all the flour.

Spoon dough into 2 loaf pans. Sprinkle cornmeal on top of loaves. Let rise 45 minutes.

Bake for 25 minutes with oven rack one level below middle of the oven. Remove from pans to cool on a rack.

NO KNEAD BREAD

3⅓ cups all-purpose flour
 2 teaspoon kosher salt (or 1½ teaspoon table salt)
 ¼ teaspoon active dry yeast
 1½ cups warm water

Mix all ingredients together until a sticky dough forms. Cover with plastic wrap and a towel and leave to rise in a warm place away from drafts. Let rise for a minimum of 12 hours up to 20 hours.

Flour a clean dry surface. Dump dough out and press out bubbles. Knead a few times by pressing down, folding over, turning and repeating. Form into a ball and dust with flour. Leave to rise a minimum of 2 hours until doubled in size.

When bread is nearly finished rising, preheat oven to 450 degrees. Place heavy lidded pot such as a Dutch oven in the oven to preheat on a rack between the middle and bottom. Carefully place dough into the heated pot, cover and cook for 30 minutes.

Remove lid and cook another 15 - 20 minutes or so until the dough is nicely browned and a good crust is formed.



I'M JANUARY by Annette Wynne

I'm January bringing you
A year of days—all brand, brand new;
I step upon the frosty ground.
When chimes and sleigh bells ring around;
You welcome me and children sing,
And joy comes into everything.
I bring you love and lots of cheer,
And work and friends for all the year.

FEATURED VIDEO TUTORIAL FOR JANUARY (the last one):

<https://www.youtube.com/watch?v=OOkmFdHdRtw>
Tea & Cookies for Two January Placemats
Shabby Fabrics



LINK TO BARN QUILT TRAIL OF NORTHERN VERMONT

<http://www.barnquiltsfornorthernvermont.org/>

NEWSLETTER IDEAS WANTED: Do you have a recipe you'd like to share with guild members? Or maybe you've found a great quilting website or blog you'd like to share. Or you've visited a quilt shop within an easy drive which had bargains or a fabric selection no quilter should miss. If so, send an email to vtquilter@gmail.com, and the newsletter editor will do her best to include it in the next newsletter. Although welcome, your input doesn't have to be a complete article. It could be a few bullets which convey your message. The editor will fill out the article as needed.

Deadline for articles for next newsletter:

Wednesday, January 29th, 2025

Please email articles to Sharon Perry, to vtquilter@gmail.com,
or mail to PO Box 517, Montgomery Center VT 05471



*January 12th is
National Hot Tea Day*



*"January: 31 days of trying to write the correct year."
~ Unknown*