

# Franklin County Quilters Guild

## SUGARHOUSE GAZETTE

### Saint Albans, Vermont

<http://www.franklincountyquilters.org>

[franklincountyquilters@gmail.com](mailto:franklincountyquilters@gmail.com)



Volume 15, Issue 6  
February 2023

#### President

Laurel Schaap

#### Vice President

Helen Short

#### Secretary

Helen Bicknell

#### Treasurer

Deb Dusablon

#### Newsletter

Sharon Perry

#### Programs

Gale Weld

Deb Trahan

#### Project Coordinator

Diane Comeau

Lucie Fortin

#### Membership

Penny LaRoche

#### Quilt Show

Helen Short

Teri Brunelle

#### Website

Ali Boren

#### Comfort Quilts Coordinator

Denise Chase

#### 2023 Raffle Quilt

Penny LaRoche

#### 2023 Charity Quilt

Helen Short & JeanAnne Branch

#### President's Piece

Greetings, fellow quilters. I considered "quilt addicts" but realize that not all of you are as out of control as I am.

As you probably know, I am away from Vermont for the winter. As I write, I hear that you have had a major addition to your snowfall numbers for the season. I know there are many of you who are enjoying it. I would love to be in my sewing room watching it, but am good with not having to slog through it for a gallon of milk.

When we got here to our campground in Alabama, I saw on the activity calendar that there is a quilting group meeting every Tuesday. I pointed this out to husband Wayne, perhaps in a louder voice than necessary. The person at the front desk told us there is quite a group that gets together. Sometime later, there was a knock on the door and a gal came to invite me to join. In the activity room on Tuesday, there were about 15 folks gathered, sewing all day long. Other days, I am sewing in my camper.

Yes, I brought my machine and everything needed along with me. I struggled with how many projects one needs for 3 months. I wanted to continue to work on UFOs, but I didn't want to bring a project along that just needed borders. So I compromised between works-in-progress and some patterns that I had purchased but not started. I ended up with two bins of quilting and one of knitting. Not the largest bins, you understand, just the medium size. (Ok, one is pretty darn big.) Anyway, I'm pleased to report that I got a top together the first week, the Mysterious pattern that we started a couple of years ago. The second week, I worked on a pattern from By Annie's called Switchback, a combo backpack and purse. It's almost done. It's quite complicated and I'm glad I was able to concentrate on it for several days in a row.

For our March meeting, I will send a picture of my setup in the camper. It's rather cramped, but I'm determined. I also visited the local quilt shop, which is pretty small, but it was hopping when I was there, with a class going on and shoppers waiting in line. Yes, I bought fabric, just to support the local economy you understand.

I hope you all enjoy beautiful Vermont. I will be home in April. I suppose you will save mud season for me to experience when I get back.

Piecefully,  
Laurel Schaap, 2022-2023 President



#### 2022 – 2023 Guild Calendar

September 21<sup>st</sup> Ice Cream Social  
Potholder Exchange & Bingo  
(Doors open at 5:30 pm; food at 6 pm)

October 19<sup>th</sup> Christmas in October  
with Member Demos

November 16<sup>th</sup> Patriotic-Themed  
Quilters' 2½" Strip Poker

December 14<sup>th</sup> White Elephant  
Gift Exchange

January 11<sup>th</sup> Trunk Show on Zoom  
with Emily Taylor, Collage Quilter

#### 2022 – 2023 Guild Calendar

*February 8<sup>th</sup> "Confessions of a Fabric  
Whisperer" Trunk Show on Zoom with  
Ellen Lindner, Adventure Quilter*

*February 11<sup>th</sup> Double Reverse Appliqué  
Workshop on Zoom with Ellen Lindner,  
Adventure Quilter*

March 15<sup>th</sup> Tips & Tricks for Quilting  
Studio Organization

March 31<sup>st</sup> Quilt Show Set-Up

April 1<sup>st</sup> – 2<sup>nd</sup> Quilt Show

#### 2022 – 2023 Guild Calendar

April 19<sup>th</sup> Singer Featherweights and  
Other Vintage Sewing Machines  
With Barb & David Morgan

May 12<sup>th</sup> "My Quilting Journey" Trunk  
Show with Norma Ippolito

May 13<sup>th</sup> Workshop, "Introduction to  
Free-Motion Quilting with Rulers"  
with Norma Ippolito  
on Domestic Machine

June 21<sup>st</sup> Teacup Auction

## Franklin County Quilters Guild January 11, 2023

President Laurel Schaap called the meeting to order and welcomed all to the zoom meeting at 6:30 p.m.

We immediately moved into the program with Gale Weld introducing Emily Taylor who presented us with a trunk show of her collage quilting collection. Krissy Kilburn won the door prize.

Following Emily's presentation, we moved into our regular meeting.

Sharon Perry moved to accept the Consent Agenda after a correction was noted in both the Treasurer's and Secretary's report. Penny LaRochelle seconded the motion. The motion carried.

### Programs:

- Gale Weld stated that the February zoom meeting will be held on Wednesday, February 8, 2023, at 6:30 p.m. with the Adventure Quilter making a presentation.
- A workshop will be held on Saturday, February 11, at 8:30 a.m. This will be a Zoom workshop. Currently there are seven participants with room for up to 20 participants total. (More information available in the newsletter.)
- The March Guild meeting will be a live meeting, held on the third Wednesday of March. This meeting will be a slide presentation showing various members' sewing rooms.

### Comfort Quilts:

- Denise Chase delivered 13 quilts to Home Health.
- Denise also indicated that she has a high school connection with Janet McCarthy who can give us information on students needing quilts.

### Quilt Show:

- Helen Short reported that Denise still has raffle tickets for members to sell.
- Penny reported that there are currently 23 quilt entries: 8 bed quilts, 8 lap quilts, 2 wall hangings, 4 mini-quilts, and 1 Challenge quilt.
- Helen indicated that members may enter as many quilts as they want.
- Jean Anne Branch has an updated list of volunteers and will be calling members after February 1 to recruit more volunteers.
- Helen stated that she hoped all members would display at least one quilt.
- Helen again described the Dresden Challenge Quilt.

### Membership:

- Penny reported that there are currently 55 members with 2 new members.
- It was noted that we had 35 members present in 31 locations plus two guests.

**Charity Quilt:** Helen and Jean Anne were happy to report that all completed blocks have been returned to them.

**Sugarhouse Gazette:** The deadline for submission of articles is January 25, 2023.

### **23 in 2023 Challenge:**

- Sharon indicated that members are responsible for their own list.
- Sharon stated she would like to start an incentive program when we return to live meetings to encourage members to participate in 23 in 2023.
- Sharon also described what constitutes a project—almost anything except dog beds.

**Mystery Quilt Project:** Diane Comeau and Lucie Fortin described the 4-Patch project for this month. Instructions are located on Diane's website as well as in the newsletter which also contains a link to Diane's website.

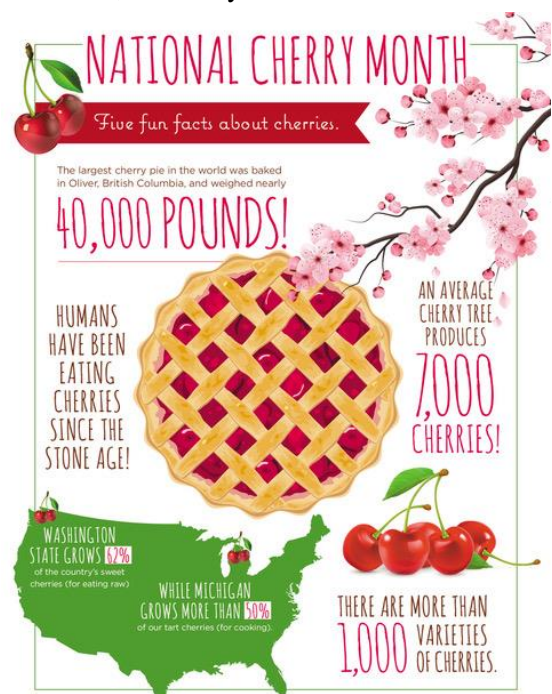
### **Other Business:**

- Sharon shared zoom sew in dates (see newsletter)
- Sharon has information for the historian and would like assistance in collating this information.
- Laurel indicated that we need volunteers to make the 2024 Raffle Quilt.
- Laurel stated that we need to start considering people to hold offices next year.

At this point we moved to Show and Tell which was cut short due to technical difficulties. January's show and tell will be rolled into February's slide show.

Beth Brault moved to adjourn meeting at 8:30 pm, followed by several seconds. Meeting adjourned.

Respectfully submitted,  
Helen Bicknell, Secretary



**TREASURER'S REPORT FOR FEBRUARY 2023****FRANKLIN COUNTY QUILTERS GUILD****Treasurer's Report -- February 8, 2023**

Opening Balance \$6,987.79

## Funds collected

Membership	\$20.00
Raffle tickets	\$170.00
Workshops	\$70.00
Donation	\$100.00

<i>Total Funds Collected</i>	\$360.00
------------------------------	----------

*Subtotal* \$7,347.79

## Funds paid out

Acadia Ins Co, 2023-2024 Gen Liability ins	\$400.00
Emily Taylor Design, Jan Lecture/trunk show	\$250.00

<i>Total Funds Paid Out</i>	\$650.00
-----------------------------	----------

**Grand Total** \$6,697.79

	\$196.00	<i>Comfort Quilt / Supplies Donations</i>
<i>Guild funds available</i>	\$6,501.79	

2023 YTD Collections: \$360.00

Respectfully submitted,  
Deborah L. Dusablon, Treasurer

**FEBRUARY MEETING AND WORKSHOP ON ZOOM**

Ellen Lindner, the Adventure Quilter from Melbourne, Florida, will entertain us with her lecture, called *Confessions of a Fabric Whisperer*, on **Wednesday, February 8<sup>th</sup>**. Ellen will also conduct a workshop, **Double Reversible Appliqué, on Saturday, February 11<sup>th</sup>**. For more information about Ellen and her workshops and lectures, visit her website [here](#).

So check your calendars and markdown the change in meeting dates in both January and February so you won't miss the programs. Also take advantage of Ellen's workshop in **February** for the **opportunity to learn how to do double reversible appliqué**. *There's still room in the workshop for anyone who might like to join in.*

**Please note Ellen's trunk show will be on Wednesday, February 8<sup>th</sup>. This is the 2<sup>nd</sup> Wednesday in January!**

**MARCH MEETING (IN PERSON)**

The March Guild meeting, an in-person meeting, will be held on March 15<sup>th</sup>, the 3<sup>rd</sup> Wednesday of March. This meeting will be a slide presentation showing various members' quilting and sewing rooms. Hopefully, members will be able to gather some ideas for storage and organization with the pictures shared.





## 9 WEEKS AND COUNTING... UNTIL THE 2023 QUILT SHOW

The 2023 Quilt Show is 9 weeks away, and the planning and preparations continue behind the scenes. As the event draws near, we depend on all guild members to ensure the quilt show is a huge success. Continue reading to see how you can help.

- **We need QUILTS!** It's all about the quilts!!! Penny LaRoche has volunteered as the Quilt Registration coordinator and she wants to have the quilts registered sooner rather than later. So let's help Penny out and get ALL the quilts registered well before the March 1<sup>st</sup> deadline. The quilt registration form can be found [here](#). The quilt show chairs, along with Penny, challenge each guild member to enter at least one quilt in the show. But don't stop there; we need lots more quilts to fill up the auditorium at the City Hall. **As a reminder, all quilts, including those in the Small/Miniature category, must have a sleeve sewn (not pinned) to the back. The sleeve must be at least 4" wide.**

- **We need volunteers!!!** Jean Anne Branch is in charge of getting volunteers for the quilt show. She began sign-ups at the October meeting. As an English proverb says, "Many hands make light work." There are many jobs from which to choose. Be sure to take a look at the volunteer list found [here](#). Take a look at your calendar and sign up for a time that fits your schedule. Contact Jean Anne, 802-891-6187 or [jeanabbranch@comcast.net](mailto:jeanabbranch@comcast.net), and let her know when you'd like to volunteer.

- **We need your raffle tickets!!!** Denise Chase is the raffle ticket coordinator this year. Denise asks that each member return the raffle tickets and money for the tickets in an envelope with the member's name written on the outside. Denise wants to be sure to properly credit the returned tickets and money to the correct member and avoid spending time tracking down unreturned tickets. As a reminder, to remain a member in good standing and eligible to take guild workshops, each member must sell 2 packets of tickets. The tickets are 1 ticket for \$2 or 3 tickets for \$5. Once sold members can bring their sold tickets and money to a guild meeting **OR** send the tickets and money (check(s) payable to FCQG) to Denise Chase, 55 Barlow Street, St Albans, VT 05478. Be sure to include your return address on the envelope so Denise can properly credit the ticket sales to your name. **All raffle tickets and money must be returned by March 15<sup>th</sup> at the guild meeting.**

### 2023 CHALLENGE QUILT

The 2023 Challenge Quilt will feature the Dresden Plate. An entire plate is not required. However, you must have a minimum of 4 sections of the plate. Those 4 sections

do not have to be sewn together into a unit. Your plate sections do not have to be the same size nor made out of the same fabrics. The perimeter of your Challenge Quilt must be no more than 96 inches. **A sleeve for hanging is required.** Let your imagination run wild!

### DID YOU MAKE THE 2021-2022 SUGARHOUSE SAMPLER MYSTERY QUILT?

Or are you currently working on one? The Quilt Show committee plans to have a **special display of members' completed Sugarhouse Sampler Mystery Quilts at the April 2023 quilt show.** If you haven't finished yours yet, there's still time to complete your sampler quilt and have it be part of this special display.

Please be sure to **register your Sugarhouse Sampler Mystery Quilt with Penny** so she can include in the quilt layout and display. **Don't forget** to put a 4" sleeve on the back of your quilt so it can hang at the quilt show.



### QUILT TIPS

- Sew your label into the seam that sews on the binding. This way there are only two sides to hand sew, and it is more difficult to for the label to be removed.
- Use old thread spools to keep ribbon and other fancy embellishments wrapped around.
- When you have to match seams, use a dab of fabric glue (tube or stick) within the seam allowance instead of pins. From the right side, you'll be able to clearly see whether the seams match with no pins in the way. The bond is not instant so you'll have time to separate the pieces and try again if necessary.
- My tip is to use a Q-tip to clean lint from your bobbin area. It won't scratch your machine, and lint will cling to the Q-tip to be removed easily. After basting your quilt, roll backing edges over the batting and pin to the quilt; this encloses the excess batting and helps to defray snagging/picking up stray threads.
- The boxes sold in craft and fabric store to hold photos make a great way to store the fabric and patterns for quilts. The label in the front makes for easy identification and they can be stacked for storage.
- Gray thread is a great neutral color for piecing.



Join in the fun and make 23 quilted projects by the end of 2023 and your name will be entered into a special drawing held in December 2023. If you'd like to participate, fill in your name and 23 projects you'd like to finish this year on the list below. This is your list...you can add to it throughout the year if need be to have 23 projects or you can remove a project, or swap out projects, etc...you just have to have ***23 Finishes in 2023*** AND you must show each project at one of the guild's monthly show and tell. You can show multiple projects in one month. You also don't have to show a project every month, you just have to have ***23 Finishes in 2023!*** You will maintain your own list, but you must let Sharon Perry know you are participating.


          Cut along dotted line          

NAME: \_\_\_\_\_

1.	13.
2.	14.
3.	15.
4.	16.
5.	17.
6.	18.
7.	19.
8.	20.
9.	21.
10.	22.
11.	23.
12.	



## 2023 RAFFLE QUILT



Organized by Penny LaRochelle;  
Quilted by Diane Comeau, CaDi Corners LLC

### SUNSHINE CARDS FOR GUILD MEMBERS

If you know of a guild member who is in need of encouragement or comfort due to an illness, bereavement, etc., please contact Diane Comeau, 802-310-1837. She will send out an appropriate card.



Happy




Valentine's Day



Jane	Reynolds	February	18
JoAnne	Champagne	February	24

*...and many more!!!*





# Mystery Quilt

## 2022-2023



### MYSTERY QUILT PROJECT FOR 2022-2023 MEMBERSHIP YEAR

Diane Comeau and Lucie Fortin have been working together over the summer to bring guild members another fun and unique mystery quilt with blocks presented each month during the 2022-2023 membership year. It sounds like another stunning quilt. If you missed out on making the FCQG Sugarhouse Sampler this past year, you can join this year's mystery.

Diane plans to handle the distribution of the instructions for each month's block(s) a little different from last year's mystery quilt. She will still have the current month's BOM in paper version at each guild meeting and any past months where there are extras for those members who would prefer a paper copy.

In addition to the paper copy available at the meeting, Diane will also have a pattern available on her website for each month's instructions. Diane will provide a link each month for that month's

pattern. Here is the [link for the month 5 pattern and instructions presented at the January meeting](https://www.cadicorners.com/shop/c/p/Mystery-Block-of-the-Month---5-x65794785.htm): <https://www.cadicorners.com/shop/c/p/Mystery-Block-of-the-Month---5-x65794785.htm>.

When you click on the link, it will direct you to Diane's business website. Even though there is a "price" for each month's pattern, guild members will have a coupon code to enter which will zero out the "price" for the pattern.

To access the pattern, click on the link in blue above. Once you access Diane's business page, click "Add to Cart." Now go to your cart and under the word Subtotal, click on Enter Coupon. Enter BOM2023 then click Apply as shown in Figure A below. Once you click Apply, the "price" for the pattern will be \$0.00. The coupon code (BOM2023) will be valid until July 31, 2023, so Diane encourages all 2022-2023 members to use the code upon the release of the pattern each month. If anyone missed out on a paper copy or would prefer a paper copy, please contact Diane at 802-310-1837.

You will be required to enter your email address so the system can send you a link to download your file. The file will be available for an unlimited number of downloads.

Here are the links to all the blocks so far:

- BOM presented at the September meeting: <https://www.cadicorners.com/shop/CaDis-Quilt-Corner/Books-and-Patterns/Mystery-Block-of-the-Month/p/Mystery-Block-of-the-Month---1-x65791129.htm>
- BOM presented at the October meeting: <https://www.cadicorners.com/shop/CaDis-Quilt-Corner/Books-and-Patterns/Mystery-Block-of-the-Month/p/Mystery-Block-of-the-Month---2-x65794682.htm>
- BOM presented at the November meeting: <https://www.cadicorners.com/shop/CaDis-Quilt-Corner/Books-and-Patterns/Mystery-Block-of-the-Month/p/Mystery-Block-of-the-Month---3-x65794779.htm>
- BOM presented at the December meeting: <https://www.cadicorners.com/shop/CaDis-Quilt-Corner/Books-and-Patterns/Mystery-Block-of-the-Month/p/Mystery-Block-of-the-Month---4-x67240928.htm>
- BOM presented at the January meeting: <https://www.cadicorners.com/shop/c/p/Mystery-Block-of-the-Month---5-x65794785.htm>



### QUILT TIPS

- Use a fold-up, wooden laundry rack for organizing your strips for a project.
- Before you sew on your quilt label, tuck some fabric scraps from the quilt between the label and the quilt. Then stitch your label on. This way the fabric scraps get relatively the same amount of wear and tear and washing as the rest of the quilt. You will always have the perfect repair fabrics right with the quilt if ever needed.
- Taken an old, kid-safe prescription bottle and drill a small hole in the top. When you break a needle or have to replace a dull needle, just drop the old needle into that bottle.
- Chocolate is a quilting notion!



# RECIPE CORNER

## PEPPERMINT PATTY

3 cups confectioners' sugar  
3 tablespoons unsalted butter, at room temperature  
3 tablespoons heavy cream  
1 ¼ teaspoon peppermint extract  
½ teaspoon vanilla extract  
12 ounces dark chocolate candy melts (available at craft stores and the holiday baking section of specialty groceries)

In the bowl of an electric mixer fitted with the paddle attachment, mix the confectioners' sugar and butter to combine. Add the cream gradually, and mix until the mixture is uniform, 2 to 3 minutes.

Add the peppermint and vanilla extracts, and mix to combine, 1 minute more.

Place the peppermint mixture on a piece of parchment paper and form it into a log about 2 inches in circumference.

Wrap the log in the parchment and transfer to the freezer. Freeze until well chilled, 20 to 30 minutes.

Using a sharp knife, cut the frozen log into ½-inch thick wafers. If the mixture seems to have softened, return the wafers to the freezer.

Melt the chocolate in the microwave in 15-second intervals, mixing in between. Line a baking sheet with parchment paper. Working one at a time, dip each wafer into the melted chocolate with a fork. Tap away excess chocolate from the base, and then transfer each dipped piece to the prepared baking sheet. Let set fully.

Once the chocolate has set, use a spoon to drizzle more melted chocolate over the peppermint patties in a decorative fashion. Let set fully before serving. Store in an airtight container for up to a week.

## BAILEYS CHOCOLATE TRUFFLES

One 12 ounce bag dark chocolate chips  
¾ cup heavy cream  
½ cup Baileys Irish Cream  
3 tablespoons unsalted butter  
Chocolate sprinkles, as needed for finishing

Place the chocolate chips in a medium, heat safe bowl.

In a small pot, bring the cream to a boil over medium heat. When it's boiling, remove from the heat and stir in the Baileys Irish Cream.

Pour the hot cream over the chocolate and let it sit for 15 seconds. Stir the mixture until it's smooth and glossy. If the chocolate doesn't all melt, microwave the mixture in 15 second intervals until it's totally smooth.

Stir the butter into the ganache until it's melted and fully combined. Pour the mixture into a medium shallow dish (like a 9x9 baking dish or casserole), and transfer to the refrigerator. Chill until the ganache is firm, about 1 hour.

To shape the truffles, scoop 2 tablespoon mounds of ganache and roll them into balls between your palms. Scatter sprinkles into an even layer on a medium plate, and roll each truffle in sprinkles to coat.

Keep the truffles refrigerated until ready to serve. Store leftovers in an airtight container, refrigerated, for up to 1 week.

## IRISH CRÈME CHOCOLATE TRIFLE

1 package devil's food cake mix (regular size)  
1 cup refrigerated Irish crème nondairy creamer  
3 ½ cups 2% milk  
2 small packages instant chocolate pudding mix  
3 cups whipped topping  
12 Andes mint candies, chopped

Prepare and bake cake mix according to package directions, using a 13x9-in. pan. Cool in pan on a wire rack 1 hour.

With a meat fork or wooden skewer, poke holes in cake about 2 in. apart. Slowly pour creamer over cake; refrigerate, covered, 1 hour.

In a large bowl, whisk milk and pudding mixes 2 minutes; let stand until soft-set, about 2 minutes.

Cut cake into 1-1/2-in. cubes. In a 3-qt. trifle or glass bowl, layer a third of each of the following: cake cubes, pudding, whipped topping and candies. Repeat layers twice. Refrigerate until serving.





**I'M NOT JUST FEBRUARY**

By Annette Wynne

I'm not just February  
 With winds that blow  
 All day, and piled-up snow;  
 I'm Washington and Lincoln, too,  
 Who kept our country's flag for you!

I'm Valentine of airy grace—

With golden hearts and hearts of lace  
 And pretty cards that people send,  
 Quite as a secret, to a friend.  
 Though I am short of days and small,  
 I'm quite a big month, after all!

**FEATURED VIDEO TUTORIAL FOR FEBRUARY:**

<https://www.youtube.com/watch?v=FZE5oBfAGj0>

**"From the Heart" Quilt**

Missouri Star Quilt Company

**FEATURED PATTERNS**

**Love Note Mini Quilt:** [https://www.fatquartershop.com/downloadable/download/sample/sample\\_id/8474/](https://www.fatquartershop.com/downloadable/download/sample/sample_id/8474/)

**I Heart You Quilt:** [https://store-8ydwjl7b41.mybigcommerce.com/content/PDF\\_Downloads/sulky-i-heart-you-quilt-updated.pdf](https://store-8ydwjl7b41.mybigcommerce.com/content/PDF_Downloads/sulky-i-heart-you-quilt-updated.pdf)

**Made With Love Quilt:** [https://media.rainpos.com/5025/madewithlovequilt\\_20190124064741.pdf](https://media.rainpos.com/5025/madewithlovequilt_20190124064741.pdf)

**Hearts Afloat Quilt:** <https://drive.google.com/file/d/1y86qt13b5m-kunIm0LNDAGBp6dXZkYi4/view>

**Cupid's Arrow Quilt:** <https://drive.google.com/file/d/1KT6S2rbjTfEgpnBJ4vbUe4xwiQIDbYK/view>

**Love in Bloom Quilt:** <https://drive.google.com/file/d/10tCrCKCly78tOZacZLaStdXHY5xc1QWs/view>

**Sweetheart Table Runner:** [https://drive.google.com/file/d/1y2WeOJONJV1Rz\\_74k\\_PXBd6UdHS53DWe/view](https://drive.google.com/file/d/1y2WeOJONJV1Rz_74k_PXBd6UdHS53DWe/view)

**Be Mine Table Runner:** <https://thisandthatpatterns.typepad.com/files/be-mine-1.pdf>

**Hearts on Fire:** [https://drive.google.com/file/d/1ukHSi7FMPb\\_LZW7qwuKhWSIaMzvnL8Qc/view](https://drive.google.com/file/d/1ukHSi7FMPb_LZW7qwuKhWSIaMzvnL8Qc/view)

**Granny Square Pillow:** <https://www.janome.com/siteassets/inspire/projects/home-decor/valentines-day-granny-square-pillow/valentines-granny-square-pillow.pdf>

**Shades of Love Table Runner:** <https://artgalleryfabrics.typepad.com/files/shades-of-love-table-runner.pdf>

**Key to My Heart Quilt:** [https://drive.google.com/file/d/0B7NAJIVzfxCCUkRvU19JMHBMZUk/view?resourcekey=0-GLPD8\\_yfqHpO6SM\\_ghLUyQ](https://drive.google.com/file/d/0B7NAJIVzfxCCUkRvU19JMHBMZUk/view?resourcekey=0-GLPD8_yfqHpO6SM_ghLUyQ)

**LINK TO BARN QUILT TRAIL OF NORTHERN VERMONT**

<http://www.barnquiltsfornorthernvermont.org/>

**NEWSLETTER IDEAS WANTED:** Do you have a recipe you'd like to share with guild members? Or maybe you've found a great quilting website or blog you'd like to share. Or you've visited a quilt shop within an easy drive which had bargains or a fabric selection no quilter should miss. If so, send an email to [vtquilter@gmail.com](mailto:vtquilter@gmail.com), and the newsletter editor will do her best to include it in the next newsletter. Although welcome, your input doesn't have to be a complete article. It could be a few bullets which convey your message. The editor will fill out the article as needed.

**Deadline for articles for next newsletter:****Wednesday, February 22<sup>nd</sup>, 2023**

Please email articles to Sharon Perry, to [vtquilter@gmail.com](mailto:vtquilter@gmail.com),  
 or mail to PO Box 517, Montgomery Center VT 05471

*February is Great American Pie Month**"February is short and very sweet." ~ Charmaine J Forde*