

Franklin County Quilters Guild

SUGARHOUSE GAZETTE

Saint Albans, Vermont

<http://www.franklincountyquilters.org>

franklincountyquilters@gmail.com



Volume 17, Issue 7
March 2025

Co-Presidents

Jean Anne Branch
Mary Jane Rossi

Vice President

Bonnie Evans

Secretary

Gale Weld

Treasurer

Deb Dusablon

Newsletter

Sharon Perry

Programs

Cathy Carlson
John Rouleau

Project Coordinator

Carol Stanley

Membership

Penny LaRoche

Quilt Show

Mary King
Beth Mouser

Website

Scott Perry

Comfort Quilts Coordinator

Denise Chase

2025 Raffle Quilt

Laurel Schaap

2025 Charity Quilt

Sharon Perry & Denise Chase

President's Piece

Happy March, fellow quilters!

We are so close to Spring; imagine the sweet smell of hyacinth and the glorious colors of tulips. Maple trees will soon be budding and the steam from sugarhouses will lure us in! Don't those images make you smile?

While searching for ideas this month, something with a huge smile factor popped up. March 20th is not only the first day of Spring, it's also International Day of Happiness! In 2012, the UN held its first Conference on Happiness at which the General Assembly voted to make this day official every year!

According to its research, three things, worldwide, make people happy:

1. Quality relationships
2. Having a job or hobby to love and that challenges us
3. Helping others with random acts of kindness or volunteering

We quilters must be the happiest people on Earth! Our collaboration and community provide all the factors anyone needs to be happy! Our random acts also spread this elation to others as well as bringing care and comfort.

This month, on March 20th, remember: "Don't worry, be happy!" You've earned it!

Piece by piece,

Jean Anne Branch
2024-2025 Co-President

Mary Jane Rossi
2024-2025 Co-President



2024 – 2025 Guild Calendar

September 18th Trunk Show
with Debi Montgomery
& light refreshments

September 19th Mystery Quilt
Workshop with Debi Montgomery
Holy Trinity Episcopal Church (Swanton)

October 16th Trunk Show with
Denise Chase, Ice Cream Social,
and Brown Bag Exchange

November 20th Trunk Show
with Karen Abrahamovich

2024 – 2025 Guild Calendar

November 23rd Workshop with Karen
Abrahamovich, NMC Conference Room

December 18th Holiday Potluck
and Gift Exchange--MTG STARTS AT 6PM

January 15th Virtual Trunk Show
with Linda Diak ON ZOOM

February 19th Pam Weeks' Lecture on History of
Soft Protest Storytelling in Textiles ON ZOOM

**March 15th Workshop with Nanc Ekiert, NMC
Conference Room RESCHEDULED**

**March 19th Guild Members'
Skill Sharing Session**

2024 – 2025 Guild Calendar

**March 22nd Quilted Jacket Workshop with
Janice Roy, NMC Conference Room**

April 4th Quilt Show Set-Up

April 5th & 6th 25th Annual Quilt Show

April 16th Strippers Night!
Left-Right-Center Strip Poker Game

May 21st Modern Quilts with Jess Peck
Brown Bag Exchange (return)

June 18th Potluck & Trunk Sale
All proceeds to benefit the guild
(Doors open at 5:30 pm; potluck at 6 pm)

Franklin County Quilters Guild

Co-Presidents: Jean Anne Branch and Mary Jane Rossi

Location: Zoom Meeting

Minutes for General Membership Meeting

Wednesday, February 19, 2025

The meeting was called to order via Zoom at 6:32 pm by Jean Anne Branch for our monthly meeting. She greeted all members in attendance and mentioned how February is the month of love. She shared with the group a poem about friendship and love written by Becky Helmsley.

Announcement: Jean Anne pointed out the quilt hanging up behind Sharon Perry during the meeting. Sharon mentioned this is the BINGO quilt made by guild members who participated in making bingo blocks during a program event and was quilted by Helen Bicknell. The question raised; "What do we do with the now completed quilt?" Jean Anne mentioned we can vote on suggestions made by the guild at the March meeting. Gale Weld recommended having the quilt displayed at this year's quilt show, with a narrative that explained the origin and how guild members participated in a group event. Sharon Perry agreed to create a narrative. Helen Short mentioned that after the quilt show, this quilt would make a nice comfort quilt for a family after a housing disaster. No further discussion and no formal vote.

Charity Quilt 2024-25: Jean Anne received only one letter of request. This letter was from Kay Benedict on behalf of St. John's Episcopal Church for their restoration projects. St. John's Episcopal Church in Highgate was built in 1830 and is listed on the National Registry. The church stands as an important architectural landmark and will be used as a venue for weddings and concerts. Motion to approve: Mary King; Second: Sharon Perry. Plan is to invite Kay Benedict to the May meeting and present the 2024-25 charity quilt to her.

Consent Agenda: A motion was made by Penny LaRochelle and seconded by Sharon Perry to accept the January 15th Secretary and February Treasurer's reports. All in favor, motion carried.

Chair Reports:**Block of the Month (Carol Stanley):**

- Carol presented a sample of the March Block of the Month. A cat block which was derived from a cat quilt pattern by MSQC.
- Instructions will also be posted on the guild FB page, as well as on the FCQG website under "Projects".
- Members are encouraged to complete blocks and bring all completed BOM blocks (December, January, February and March) to the NEXT in-person meeting which will be held in March.

Programs (Cathy Carlson and John Rouleau): Cathy introduced Pam Weeks, who is an author and quilter from Auburn, NH. She presented a lecture on "Soft Protest" storytelling. Her lecture and slide show focused on the history of storytelling, raising social awareness and protest in textiles and quilts. Pam explained how stories were quilted into bed coverings and tapestries as early as 1400, and protest quilts go back to 1830. She is the author of Civil War Quilts, Portable Patchwork and is the Binney Family curator for New England Quilt Museum in Lowell, MA.

Drawing: Pam Weeks, our Program speaker choice #9. Paula Fisher won the membership door prize.

Comfort Quilts (Denise Chase):

- Denise mentioned guild received two large fabric donations. She has an abundance of fabric to select from, please go to her house and SHOP for fabric to make comfort quilts.
- 520 fat quarters, plus a lot of 11X9 inch pieces. Also donated were several 14" pillow forms. She is suggesting you take 2 and make matching pillows to sell at the Boutique as a guild fundraiser.
- Denise also has a box filled with layers of 4,5,6 inch strips.
- Kits need to be taken. She may consider NOT accepting quilt donations since fabric in house is a bounty! She plans to come up with ideas and get back to us.
- There is a need for Twin size quilts.
- The Veterans Center in Northfield and Spectrum requesting twin size quilts.
- 10 quilts have been donated to Linus Quilt Project.
- 10 quilts have been donated to Franklin County Rehab Center.
- Sharon Perry shared an idea about organizing a "quilting bee" for members to gather and make quilts, or to create kits with patterns for members to create quilts with guild fabric.
- Final reminder about change in show-n-tell process. Denise will accept quilt tops, but they must be quilted BEFORE they are presented for show-n-tell. This is to ensure her count of quilts is accurately documented.

Membership (Penny LaRochelle): Membership via zoom meeting:

- Penny announced there are 68 paid members.
- Sharon Perry reported 25 locations, with 27 members in attendance plus 1 guest.

Quilt Show (Mary King and Beth Mouser):

- Mary King announced we still need volunteers for the quilt show especially for Charity Table and Demo Table.
- Shirley Babcock sent a nice letter asking for members to volunteer. PLEASE contact Shirley and volunteer as a participating guild member.
- April Walker is managing advertisement at area rest stops.
- Penny LaRochelle indicated 82 quilts registered. Have room for 20 more!
- Sharon Perry reminded members to check the website for 2 volunteer listings (date/time and alphabetical)
- Sharon Perry asked about the handling of the member boutique participant forms. She also mentioned a tote in the storage unit with saleable items.
- Mary raised concern about the form on web page being inaccessible. It was deemed the form has yet to be update. Teri Brunelle and Mary King will be working on all the details surrounding the membership boutique.

Sugarhouse Gazette (Sharon Perry): Deadline for submissions is Wednesday, February 26th.

Other Business:

- **Nominating Committee:** Jean Anne announced the development of the Nominating Committee (3 volunteer) to present a slate of officers for the 2025-26 year at the May meeting. A vote will be taken at the June meeting for proposed slate of officers. (*Minutes continued on page 4*)

TREASURER’S REPORT FOR MARCH 2025

FRANKLIN COUNTY QUILTERS GUILD

Treasurer's Report -- March 19, 2025

Opening Balance		\$10,456.13
Funds Collected		
QS Raffle sales - Members	\$242.00	
Nanc Ekiert, Feb Workshop	\$120.00	
Membership	\$50.00	
QS Sponsor	\$100.00	
	<i>Total Funds Collected</i>	\$512.00
		<i>Subtotal</i> \$10,968.13
Funds Paid Out		
1220 Signs & Graphics, QS Banner date update	\$45.00	
Sally Krupp, Refund - overpaid membership	\$10.00	
Virginia Rasch, Refund Feb workshop fee	\$30.00	
Pam Weeks, Feb Storytelling in Textiles Zoom mtg	\$300.00	
	<i>Funds Paid Out</i>	\$385.00
		Grand Total \$10,583.13

2025 YTD Collections: \$1,013.00

Respectfully submitted,
Deborah L. Dusablon, Treasurer



SKILL SHARING SESSIONS FEATURED AT THE MARCH MEETING

Several guild members will be sharing their knowledge and skills at the March meeting. There will be tables set up, one for each member sharing their talent with other guild members. During the program, members will rotate through the tables to observe the demonstrations.



MONTHLY MEETING FORMAT

Unless otherwise noted, the monthly guild meeting will follow the following format for in-person meetings.

- 6:00 pm Doors open
 Sign in at membership table
 Sign up for monthly drawing if you haven't won this year
 Sign up for BOM raffle if you made one
 Sign up for comfort quilt drawing if you made a comfort quilt
- 6:30 pm Business Meeting
 Program for the evening
 Short Break as appropriate
 Show and Tell



February 19, 2025 Guild Meeting Minutes (Cont.)

- 2026 Raffle Quilt: Jean Anne mentioned the need for volunteers to make the 2026 Raffle Quilt. Denise Chase and Helen Short volunteered to make this quilt.
- NEW MEETING LOCATION: Mary Jane recognized those involved in sorting out a new meeting location. At this time, we will be meeting at the American Legion, 100 Parah Drive, in Saint Albans, on the 3rd Wednesday of the month starting in March. HOWEVER, the meeting day of the month may likely be moved to the 2nd Wednesday of the month. This is still being worked out. Same start time. The American Legion location includes set-up and will not charge the guild to use their facility.

Programs/Cont. (Cathy Carlson): Cathy put out a request for 2 volunteers to demonstrate their skills at the March meeting "Skill Sharing Session". She currently has only two demonstrators.


Show-n-Tell via Zoom

A motion to adjourn the meeting was made by Denise Chase, 2nd by Cindy Metayer. The motion carried, and the meeting adjourned at 8:12pm.

Respectfully submitted,
 Gale Weld, Secretary



ST. PATRICK'S DAY



A regular column submitted by Peggy Paradee

MYSTERY QUILTS

Did you know? Have you ever done a quilt that you did not know what it was until it was completed? Here are several sites for mystery quilts.

[Mystery Quilts Anonymous:](#) This site belongs to Debi Montgomery. She's the speaker the guild had last September.


[Quiltville:](#) Bonnie Hunter does her yearly mystery quilt in the fall. How her mystery quilt works:

- The journey begins around Halloween each year when Bonnie releases her color scheme and color inspiration.
- At the end of November (the Friday after Thanksgiving), she releases the fabric requirements and the first set of instructions.
- Over the following weeks, she posts step-by-step clues, guiding participants through the construction of a stunning quilt. The twist? You don't know what the final design will look like until the very end?
- Each clue introduces a new block or assembly techniques, keeping quilter guessing and building anticipation. Bonnie has her own website, page, and blog dedicated to the current mystery quilt.

[Quilter's World:](#) This site features a mystery quilt that uses your scraps.

[Meadow Mist Designs:](#) This site features free mystery quilt patterns. There is an option to purchase the pattern as a complete instruction set.

These are just a few of the sites that are available on the internet. Enjoy!



BLOCK OF THE MONTH (BOM)

The block featured at the February meeting is called Calico Cats; instructions for the block can be found [here](#). Carol Stanley, this year’s Project Coordinator for the guild, says to use fun fabrics and white-on-white background. Bring your blocks to the March meeting.

If you turn a block in, you get to enter your name in the BOM Drawing. You can make as many blocks as you want and enter your name a corresponding number of times.

You can only win the blocks one time in a membership year which runs from September through June. If you win, you’re asked to continue making the monthly BOM so the other winners have a similar number of blocks.

SUNSHINE CARDS FOR GUILD MEMBERS


If you know of a guild member who is in need of encouragement or comfort due to an illness, bereavement, etc., please contact Diane Comeau, 802-310-1837. She will send out an appropriate card.



HOW TO MAKE AND ATTACH A QUILT SLEEVE

When preparing your quilts for the quilt show, you’ll need to add a sleeve to the quilt. The following links provide visual references for the proper construction of a quilt sleeve and how to attach it properly to the back of your quilt. If you’ve never made a quilt sleeve, check out these to see how.

- http://quilting.about.com/od/decoratingwithquilts/ss/quilt_sleeve.htm
- <http://www.empirequilters.net/pdf/sleeve01.pdf>
- <https://www.americanquilter.com/hanging-sleeve-instructions>
- <https://createwhimsy.com/projects/how-to-make-a-hanging-sleeve-for-a-quilt/>



Diane	Comeau	March	8
Kathy	Katz	March	12
Laurel	Schaap	March	12
Helen	Short	March	18
John	Rouleau	March	28
Andrea	Blaisdell	March	29
Lauretta	Chalifoux	March	29
Sandy	Lane	March	29

...and many more!!!





THE 2025 QUILT SHOW IS A MONTH AWAY...31 DAYS AND COUNTING

The 2025 Quilt Show is fast approaching, and the planning and preparations continue behind the scenes. As the event draws near, we depend on all guild members to ensure the quilt show is a huge success. Continue reading to see how you can help.

- **We have the quilts!!!** Thanks to everyone who has entered a quilt. With all the quilts registered, the City Hall auditorium will truly be ablaze with color. **As a reminder, all quilts, including those in the Small/Miniature category, must have a sleeve sewn (not pinned) to the back. The sleeve must be at least 4" wide.** See page 6 for instructions to put a sleeve on your quilt.

- **We still need volunteers!!!** Shirley Babcock is in charge of getting volunteers for the quilt show. As an English proverb says, "Many hands make light work." There are jobs which remained unfilled. Be sure to take a look at the volunteer list found [here](#). If one of the remaining jobs fits in your schedule, please contact Shirley, 802-524-3768 or sbabcock2@hotmail.com, and let her know when you'd like to volunteer.

- **We need your raffle tickets!!!** Sharon Perry is the raffle ticket coordinator this year. Once tickets are sold members can bring their sold tickets and money to the March guild meeting; Penny LaRochelle will be collecting them for Sharon **OR** send the tickets and money (check(s) payable to FCQG) to Sharon Perry, PO Box 517, Montgomery Center, VT 05471. Be sure to include your return address on the envelope so Sharon can properly credit the ticket sales to your name. **All raffle tickets and money must be returned by March 19th at the guild meeting.**

- **We need member items for/donations to the guild boutique!!!** Members can sell their items in the boutique; you can find the form to inventory your items [here](#). But if you don't want to sell your items, you can always donate items with all proceeds going to the guild.

Quilts entered in the show need to be dropped off at the City Hall Conference Room between 10:00 am and noon on Friday, April 5th. If you cannot deliver your quilts during that time, please give your quilts to another member or arrange with a friend or family member to deliver them before noon on Friday.

QUILTED COAT IN A DAY WITH JANICE ROY

Do you have a quilt with no purpose and you want to convert the quilt into a "Quilted Coat"? Janice Roy will be returning to the guild for a workshop to make your own quilted coat. Bring your quilted panels or a full quilt. You'll trace out the five pieces of your coat. Then proceed to sew your coat up in a day. Coat sizes range from extra small to XX large. Janice has sample coats in all sizes, ready to try, for finding your perfect fit. This is your opportunity to create a work of art to wear.

The workshop will be held on Saturday, March 22nd, at the NMC Conference Center. The cost for guild members is \$35. Please contact Cathy Carlson at cmcstitch@hotmail.com to sign up.





RECIPE CORNER

ONE PAN CHICKEN WITH CREAMY NOODLES

- 3 garlic cloves, minced
- 2 cups heavy cream
- 4 boneless, skinless chicken breasts
- 2 tablespoons olive oil
- 8 oz egg noodles
- Salt and pepper, to taste
- 2 cups chicken broth
- 3 tablespoons butter
- ½ cup grated Parmesan cheese
- Fresh parsley, chopped (optional)

In a large skillet, heat the olive oil over medium heat. Season the chicken breasts generously with salt and pepper. Once the oil is hot, add the chicken to the skillet. Cook for about 5-6 minutes on each side until the chicken is golden brown and cooked through. Once done, remove the chicken from the skillet and set it aside on a plate.

In the same skillet, add the minced garlic and sauté for about 1 minute until fragrant. Pour in the chicken broth and heavy cream, bringing the mixture to a gentle simmer.

Stir in the egg noodles and cover the skillet. Allow the noodles to cook for about 8-10 minutes, or until they reach the desired tenderness. Stir occasionally to prevent sticking.

Once the noodles are cooked, reduce the heat to low. Add the butter and grated Parmesan cheese, stirring until both are melted and the sauce becomes creamy. Return the chicken to the skillet, allowing it to heat through for a couple of minutes. Serve; garnish with chopped parsley if desired.

SCOTT'S PICANTE PINEAPPLE CHICKEN

- 4 – 6 chicken breasts (with or without bones)
- 1 cup medium picante sauce (Recommend using Pace)
- 1 (15 oz.) can pineapple chunks (packed in fruit juice)
- ½ green pepper, thinly sliced
- ½ onion, thinly sliced
- Garlic powder
- Salt
- Pepper

Preheat oven to 350°F. Brown chicken breasts in skillet over medium heat for about 2 minutes on each side. Place chicken in shallow baking dish. Season with garlic powder, salt, and pepper.

Pour picante sauce over chicken; then pour pineapple chunks (with juice) over picante sauce. Arrange sliced green peppers and onions over top.

Cover and bake for about 40 minutes. Serve over rice. Pineapple chunks can be omitted for a hotter recipe.

BUFFALO CHICKEN AND BLUE CHEESE DIP

- 4 boneless, skinless chicken breasts
- 16 oz. cream cheese
- 1 12-oz. bottle blue cheese dressing (Ranch can be used)
- ¾ cup hot sauce (Frank's is the best)
- 8 oz. sharp cheddar cheese, grated/shredded
- Salt and pepper

Preheat oven to 350°F. Boil chicken in large saucepan with just enough water to cover for 15-20 minutes. Remove chicken, pat dry and shred with fork. Place shredded chicken in large baking dish, pour hot sauce over chicken. Season with salt and pepper; set aside.

Over medium heat in a medium saucepan, melt cream cheese. Pour in blue cheese dressing, and stir until combined. Pour mixture over chicken and stir together.

Bake for 10 minutes. Remove and sprinkle cheddar cheese over the top. Return to oven for another 10-15 minutes until cheese is melted and starting to brown.

Serve hot or cold with chips, crackers, or bread, etc.

FOUR-CHEESE CHICKEN FETTUCINE

- 8 ounces uncooked fettuccine
- 1 can (10¾-oz) cream of mushroom soup, undiluted
- 1 package (8-oz) cream cheese, cubed
- 1 jar (4½-oz) sliced mushrooms, drained
- 1 cup heavy whipping cream
- ½ cup butter
- ¼ teaspoon garlic powder
- ¾ cup grated Parmesan cheese
- ½ cup shredded part-skim mozzarella cheese
- ½ cup shredded Swiss cheese
- 2½ cups cubed cooked chicken


For topping:

- ⅓ cup seasoned bread crumbs
- 2 tablespoons butter, melted
- 1 – 2 tablespoons grated Parmesan cheese

Cook fettuccine according to package directions.

In a large pot, combine soup, cream cheese, mushrooms, cream, butter and garlic powder. Stir in cheeses; cook and stir until melted. Add chicken; heat through. Drain fettuccine; add to the sauce.

Transfer to a shallow greased 2-1/2-qt. baking dish. Combine topping ingredients; sprinkle over chicken mixture. Cover and bake at 350° for 25 minutes. Uncover; bake 5-10 minutes longer or until golden brown.



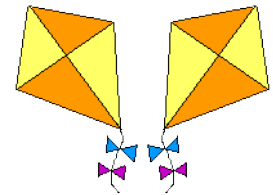
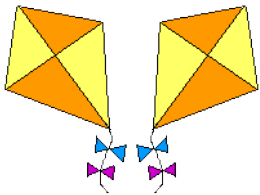
Never Mind, March
by Annette Wynne

Never mind, March, we know
When you blow
You're not really mad
Or angry or bad;
You're only blowing the winter away
To get the world ready for April and May.

**FEATURED VIDEO TUTORIAL
FOR MARCH:**

<https://www.youtube.com/watch?v=urDLortRupU>

Pint Size Table Runner – March
Shabby Fabrics



LINK TO BARN QUILT TRAIL OF NORTHERN VERMONT

<http://www.barnquiltofnorthernvermont.org/>

NEWSLETTER IDEAS WANTED: Do you have a recipe you'd like to share with guild members? Or maybe you've found a great quilting website or blog you'd like to share. Or you've visited a quilt shop within an easy drive which had bargains or a fabric selection no quilter should miss. If so, send an email to vtquilter@gmail.com, and the newsletter editor will do her best to include it in the next newsletter. Although welcome, your input doesn't have to be a complete article. It could be a few bullets which convey your message. The editor will fill out the article as needed.

Deadline for articles for next newsletter:

Wednesday, March 26th, 2025

Please email articles to Sharon Perry, to vtquilter@gmail.com,
or mail to PO Box 517, Montgomery Center VT 05471



March 2nd is Mardi Gras



*"Our life is March weather, savage and serene in one hour."
~ Ralph Waldo Emerson*