

# Franklin County Quilters Guild

## SUGARHOUSE GAZETTE

### Saint Albans, Vermont

<http://www.franklincountyquilters.org>

[franklincountyquilters@gmail.com](mailto:franklincountyquilters@gmail.com)



Volume 11, Issue 8  
April 2020

#### President

John Rouleau

#### Vice President

Teri Brunelle

#### Secretary

Helen Short

#### Treasurer

Deb Dusablon

#### Newsletter

Sharon Perry

#### Librarian

**VACANT (future needs TBD)**

#### Programs

Natalie Good

Kris Kilburn

#### Project Coordinator

Helen Bicknell

Lucie Fortin

#### Membership

Penny LaRoche

#### Quilt Show

Nancy LaPointe

Rolande Fortin

#### Comfort Quilts Coordinator

Denise Chase

#### 2020 Raffle Quilt

Denise Chase

Sharon Perry

#### 2020 Charity Quilt

Jean Anne Branch

Carol Stanley

#### President's Piece

Well, it is an awkward piece of time we're living isn't it? In the natural world things are moving right along on schedule. In my yard the crocuses are up and the daffodils are close on their heels. The birds and the squirrels are feeling frisky. The leaves I didn't rake last fall are staring at me with a look of contempt and impatience. Each night I go out on my front step at 7:00 pm and sing for about 15 minutes. So far no neighbors have joined me but there is a robin who is either trying to tell me to stop horning in on his territory or is suggesting that we meet for coffee and a couple of worms some time.

Meanwhile I, like most of us, am sheltering in place. I assume the government will reduce that term to an acronym like SIP and I have anticipated that move. Every day I SIP something alcoholic with my dinner. I have sheltering in place so firmly in my mind now that recently I caught myself placing the dishes in the dishwasher six inches from each other. Also, I am eyeing the arrangement of the food items in the fridge: are they socially distancing themselves properly?

I do spend part of each day giving thanks in my heart for all those who are not staying at home but are working to keep us safe in hospitals and keeping the grocery stores and pharmacies open. May we all keep our strength to do what we can to minimize the loss and disruption the corona virus is wreaking on us.

I understand that many of you are sewing masks for health care workers. What a great response to our crisis. Also, in case you hadn't heard, Carol Stanley, Jean Ann Branch and Bev Cook have finished the Raffle Charity Quilt and will be delivering it to Sherri White, President of the Franklin County Area Cancer Network.

May you and your loved ones be safe in these difficult times.

John Rouleau, 2019 - 2020 President

**EDITOR'S NOTE:** First, I apologize for the late arrival of this month's newsletter. I had planned to publish it by the normal deadline, but I couldn't get it done. My head and heart just weren't in it earlier this month given all that is going on in the world. I was finally able to put pen to paper this weekend and pump out the April Sugarhouse Gazette. Without the usual items to publish in the newsletter, I've included some recipes for everyone to try. I've also collected information on Vermont quilt shops and the services they are providing during the "Stay Home, Stay Safe" order. In the meantime, stay safe, stay well, and quilt on...

#### 2019 - 2020 Guild Calendar

September 18<sup>th</sup> Ice Cream Social  
October 18<sup>th</sup> Beyond Fabulous: Rotary Cut Appliqué with Sue Pelland  
October 19<sup>th</sup> Hearts and More Workshop with Sue Pelland  
November 20<sup>th</sup> Intro to Art Quilts: Art Possibilities with Kay Benedict and Nanc Ekiert  
November 23<sup>rd</sup> Ornament Workshop

#### 2019 - 2020 Guild Calendar

December 18<sup>th</sup> Holiday Potluck Party  
January 15<sup>th</sup> Project Linus with Joyce Irvine  
February 19<sup>th</sup> Cathedral Windows with Denise Chase  
March 18<sup>th</sup> Batik with Amanda Bates  
**CANCELLED (CNX)**  
April 3<sup>rd</sup> Quilt Show Set-Up (CNX)

#### 2019 - 2020 Guild Calendar

April 4<sup>th</sup> - 5<sup>th</sup> Quilt Show (CNX)  
April 17<sup>th</sup> Quilt Restoration (CNX)  
April 18<sup>th</sup> Make Your Own Pattern (CNX)  
May 20<sup>th</sup> Trunk Show (CNX)  
May 23<sup>rd</sup> Workshop (CNX)  
June 17<sup>th</sup> Potluck & Teacup Auction (CNX)

## COVID-19 CORONAVIRUS LEADS TO CANCELLATION OF FRANKLIN COUNTY QUILTERS GUILD ACTIVITIES THROUGH JUNE 2020

As you know by now, Governor Phil Scott issued a “Stay Home, Stay Safe” order on March 24<sup>th</sup> in response to the COVID-19 pandemic. Prior to that order, guild president John Rouleau cancelled the March guild meeting and the April quilt show in a March 13<sup>th</sup> email to guild members.

As COVID-19 cases continued to mount, John cancelled the remaining meetings through June for the 2019-2020 membership. John hopes to resume guild activities in September if State of Vermont COVID-19 guidelines allow.

Stay tuned for more information...

### RECIPE CORNER: MAPLE BALSAMIC VINAIGRETTE

#### Ingredients

**1 teaspoon dry mustard**  
**½ teaspoon dried basil**  
**1 teaspoon salt**  
**½ teaspoon freshly ground black pepper**  
**3 tablespoons balsamic vinegar**  
**2 tablespoons maple syrup**  
**1 tablespoon lemon juice**  
**1 clove garlic, minced**  
**1 cup extra virgin olive oil**

#### Directions

**In a small bowl, combine mustard, basil, garlic, salt, and pepper. Add vinegar, maple syrup and lemon juice. Whisk together. Add olive oil and whisk until emulsified.**

**This is a favorite in our house...**

### RECIPE CORNER: MAPLE WALNUT SQUARES

#### Ingredients

**1 ¼ cups flour**  
**⅓ cup sugar**  
**½ cup butter, softened**  
**2 eggs, beaten**  
**⅔ cup sugar**  
**¾ cup maple syrup**  
**¼ teaspoon salt**  
**2 tablespoons butter, melted**  
**1 ½ teaspoon vanilla**  
**2 tablespoons flour**

**1 cup walnuts, chopped**

#### Directions

**Preheat oven to 375°.**

**In a bowl, combine first 3 ingredients (flour, sugar, butter) and press into a greased 9-inch square pan. Bake for 15 minutes; set aside.**

**Lower oven temperature to 350°. In a large bowl, combine remaining ingredients and mix well. Pour filling over baked crust. Bake for 25 minutes.**

### RECIPE CORNER: SHRIMP PAESANO

**1 lb. shrimp, shelled and deveined**  
**1 cup half & half**  
**½ cup flour**  
**2 tablespoons oil**

#### Sauce

**1 egg yolk**  
**1 tablespoon lemon juice**  
**1 stick butter**  
**2 cloves garlic, minced**  
**Fresh parsley, chopped**  
**Fresh chives, chopped**

**Soak shrimp in half & half for about 10 minutes. Drain shrimp and dip into flour. Sauté in oil over medium heat for 5 minutes. Do not turn over. Place shrimp, cooked side down, in baking dish; broil for 5 minutes. Put in serving dish and pour sauce over shrimp. Garnish with chopped parsley and chives.**

**Sauce: In heavy saucepan, mix egg yolk and lemon juice; add ½ stick butter and stir over medium heat until melted. Add garlic and remaining butter. Stir until butter melts and sauce thickens.**

**This dish is a signature recipe from Paesano's Italian restaurant in San Antonio.**





That is **20 Finishes in 2020!**

With the “Stay Home, Stay Safe” Order issued by Governor Scott in late March, now is a perfect time to join in the fun and make 20 quilted projects by the end of 2020. If you have **20 Finishes in 2020**, your name will be entered into a special drawing held in December. If you’d like to participate, fill in your name and 20 projects you’d like to finish this year on the list below. This is your list...you can add to it throughout the year if need be to have 20 projects or you can remove a project, or swap out projects, etc...you just have to have **20 Finishes in 2020** AND you must show each project during one of the guild’s monthly show and tell...a picture will NOT suffice! You can show multiple projects in one month. You also don’t have to show a project every month, you just have to have **20 Finishes in 2020!** If you hadn’t previously given your list to Kris Bachand, you can mail your list to Kris, PO Box 49, St Albans Bay, VT 05481.

          Cut along dotted line          

## 20 Finishes in 2020

NAME: \_\_\_\_\_

1.	11.
2.	12.
3.	13.
4.	14.
5.	15.
6.	16.
7.	17.
8.	18.
9.	19.
10.	20.



April showers...





## RETAIL THERAPY...VERMONT QUILT SHOPS STILL OPEN FOR BUSINESS

Now, more than ever, local quilt shops depend on us for their survival. Please consider shopping at Vermont quilt shops while you “stay home, stay safe.” When the order is finally lifted, we need to make sure our local quilt shops have weathered the storm and remain open for business.

While you cannot go shopping in person yet, Vermont quilt shops are still serving their customers through online and/or by phone shopping. They are also doing curbside pickup for those who live close or shipping for those customers who prefer to remain safe at home. Here’s the information you need for your “retail therapy”...

**A Quilter’s Garden**, 342 River Street, Route 302, Montpelier

(802) 223-2275, [www.aquiltersgarden.net](http://www.aquiltersgarden.net)

A Quilter's Garden has access through Facebook and email to help you in any way we can, which includes curb-side pickup, local delivery and shipping. Since we do not have products online yet we have been posting many products on our Facebook page and through email. We have had a few people order 3 1/2 yard fabric cuts to make hospital gowns. We can do this for you too - we will pick out the fabrics from our sale room and we'll give you an additional 30% off the already reduced 30-50% discount.

**Barnyard Quilting**, 232 US Route 5 North, Fairlee

(802) 333-3566, [www.barnyardquilting.com](http://www.barnyardquilting.com)

Online shopping. Customers can order & pay online. Curb-side drop off & pickup for quilts to be quilted. Door is open, but shop is asking those who venture in to please practice social distancing and stay 6 feet apart. The shop is trying to keep elastic in stock for the face masks. The shop has been very busy sanitizing all common surfaces. Unique to Barnyard Quilting...hand crafted items such as pincushions, thread catchers & sewing baskets. Pincushions are filled with wool roving so pins stay sharp & won't rust. The shop also has ironing boards in 5 sizes. These are referred to as Big Daddy, Travel, Folding, Table Topper & Mini Topper. The shop has replacement covers for the boards. The shop is currently changing the venue for the 3 quilt retreats, which will soon be on our web site...Purity Spring Resort in Madison, NH, for September 2020 & May 2021 retreats and Dowds Inn in Lyme, NH, for January 2021 retreats.

**CaDi Corners, LLC**, 20 Diamond St, St Albans City

(802) 310-1837, [www.cadicorners.com](http://www.cadicorners.com)

All the shop's fabric, notions, and ready-made items are posted to their online store on the website. Customers order online and choose "Local Pickup" at the checkout on shipping methods or choose to have the order shipped to their homes. For local pickup, the shop will contact each customer to see what works best for them in terms of date/time pickup. The shop will put the order at the side door, or they are more than welcome to step in. The shop currently has many fabrics on sale starting from \$5.50 per yard. Since the May Guild meeting and Workshop with CaDi Corners was cancelled, Diane will be posting the kits for the workshop and the trunk show periodically. These will all be under a new section on the online store. Diane will post the link when it is operational. Diane adds, "I want to thank the members of the guild who have felt comfortable to drop masks to us. We have shipped or delivered over 100 masks [as of April 1<sup>st</sup>] to four organizations so far. I keep a log on our Facebook page if anyone is interested. Thank you and Happy Stitching from CaDi Corners. Stay home and stay healthy!"

**Country Thyme Vermont**, 23 Meadow Lane Circle (corner of VT Route 101), North Troy

(802) 744-2795, [www.countrythymevermont.com](http://www.countrythymevermont.com)

The shop is currently offering curb-side pick-up, shipping via UPS or USPS, or delivery within a reasonable area. Please like the shop on Facebook to see the newest arrivals and specials. The shop is updating their website to include current inventory. The shop will be adding and changing the inventory on a regular basis. For the month of April, we are offering 25% off all books...lots in stock.

**Country Treasures**, 12 The Common, Chester

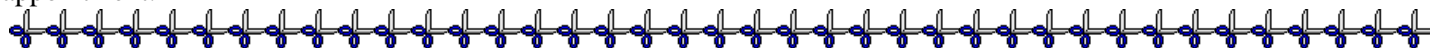
(802) 875-4377, [www.vermontquilting.com](http://www.vermontquilting.com)

Country Treasures is closed to customers. The shop is replying to phone calls and Facebook messages for placing orders until further notice. The shop has curb-side pickup by appointment or they will ship your order to you.

**Norton House Quilting**, 30 West Main Street, Wilmington

(802) 464-7213, [www.nortonhousequilting.com](http://www.nortonhousequilting.com)

Mail orders and daily appointments for curb-side pickup. Email Emily ([Emily@nortonhousequilting.com](mailto:Emily@nortonhousequilting.com)) to make an appointment.



## RETAIL THERAPY (CONT.)

**Quilt-a-way Fabrics**, 190 Back Westminster Road, Westminster  
(802) 722-4743, [www.quiltaway.com](http://www.quiltaway.com)

The shop has online ordering or you can call.

**Quilting with Color**, 21 Taft Corners Shopping Center, Williston  
(802) 876-7135, [quiltingwithcolor.weebly.com](http://quiltingwithcolor.weebly.com)

Even though the shop's inventory online, the shop is providing curb side and mailing service. The shop's owner is working limited hours so the best way to reach her would be by sending an email ([jpoulin@qwc.com](mailto:jpoulin@qwc.com)) with what you are looking for. The shop will get back to as soon as possible. You can try calling the shop in hopes of finding someone working.

**Sewin' Love Fabric Shoppe**, 101 Depot St., Route 5, Lyndonville  
(802) 427-3070, [www.sewinlovefabric.com](http://www.sewinlovefabric.com)

Temporarily closed.

**The Quilters' Corner at Middlebury Sew-N-Vac**, 260 Court Street, Suite 4, Middlebury  
(802) 388-3559, [www.middleburysewnvac.com](http://www.middleburysewnvac.com)

Closed for all in-person shopping. Staff will be in the shop limited hours, usually 3-4 days per week, answering phones, cutting fabrics, meeting people for curb-side pickup, and packing and shipping orders. Customers can order online through our website, through email, Facebook messenger or call the store directly. You can either email an order or call in an order and the shop will call with a total to be prepaid by credit card by phone. We will arrange either curbside pickup, delivery locally, or to have it shipped. The shop is working on the online store on the shop's website. Keep checking in to see the exciting changes. Carla adds, "We LOVE our customers and we really appreciate any and all business during this unprecedented time. We can't wait until we reopen and see everyone's smiling faces again!"

**Vermont Quilter's Schoolhouse**, 6529 VT Route 100, Troy  
(802) 744-4023, [www.vtquiltersschoolhouse.com](http://www.vtquiltersschoolhouse.com)

Vermont Quilter's Schoolhouse is currently open for pickup, shipped and local delivery orders. You can place an order online, by calling, by email ([tina@vtquiltersschoolhouse.com](mailto:tina@vtquiltersschoolhouse.com)), or Facebook message with your order or inquiry. Most items are on the website but some are not. If you are looking for something specific and can't find it, just call. The shop is open Monday through Saturday from 11:00 am to 2:00 pm for order pickup and machine/quilt drop off. As time permits, the shop will be doing some demos and programs online. Sign-up for the shop's newsletter/email (which usually goes out Monday morning) for all the information. The online demos and programs will be something you can work from your stash on Thursday mornings, 10:00 am until 11:00 am. Promotions are also included in the shop's newsletter and are posted on Facebook.

**Waterwheel House Quilt Shop**, 6795 Route 100, Londonderry  
(802) 824-5700, [www.waterwheelhouse.com](http://www.waterwheelhouse.com)

The shop is accepting phone and website orders. They are also offering curbside pickup for phone orders. The shop is closed on Mondays and Sunday mornings. Tuesday thru Saturday someone will be at the store from 10:00 am to 4:00 pm to fill orders and answer the phone and to respond to messages. The shop is still accepting quilts for longarm quilting and sewing machines for repair. Call the store to set up a time for drop off. You may also mail your quilts for longarm quilting. The shop's website is up to date with all of our newest fabrics and patterns. There are openings in the shop's Block of the month programs. You can check out these clubs on the website under monthly clubs. The shop is also running 2 drawings a week to win a fat quarter bundle of beautiful modern fabrics. By placing an order online you will be entered to win. Drawings are held Tuesdays at 5:30 pm and Fridays at 5:30 pm. The bundle for each drawing will be posted on the shop's Facebook and Instagram Pages. The shop's social media pages are very active and messages are returned promptly. Mailing address is PO Box 562, Londonderry, VT 05148.

**Yankee Pride Quilts**, 9 Main Street, Essex Junction  
(802) 872-9300, [www.yankeepridequilts.com](http://www.yankeepridequilts.com)

The online shop is open for business. A staff member will process orders on Mondays, Wednesdays and Fridays. Also those days, the staff member will be returning voicemails, filling orders, and answering phones. If you have questions or concerns, please feel free to email. The shop is also highlighting select fabric on its Facebook page as time permits.



## GUILD HOLDS VIRTUAL QUILT SHOW

Despite the guild having to cancel the April quilt show, Kay Benedict organized a *virtual* quilt show the first weekend of April on Facebook. Twenty-four members participated showing a total of 76 beautiful quilts. In addition, 3 quilts made by Nancy Orcutt and 4 quilts made by Alice Rouleau were also included in the virtual show. It was a beautiful display of the creativity and talent of guild members.

Sharon Perry has captured all the pictures on Facebook. She and her husband, Scott, are working on creating a slide show set to music. Sharon will send out an email to all the members once the video is posted.



## 2020 Charity Quilt

(Organized by JeanAnne Branch and Carol Stanley in grays and scrappy squares)

APRIL 2020

BLOCK OF THE MONTH PATTERN: HOUSEWIFE



Pattern from [www.quilterscache.com](http://www.quilterscache.com)

If you have any questions,  
call Helen Bicknell, 285-6741, or  
Lucie Fortin, 782-8260.

Click the link below for the pattern

<https://www.quilterscache.com/H/HousewifeBlock.html>

Be sure to continue to pages 2 & 3 at these links:

[https://www.quilterscache.com/H/HousewifeBlock\\_Page2.html](https://www.quilterscache.com/H/HousewifeBlock_Page2.html)

[https://www.quilterscache.com/H/HousewifeBlock\\_Page3.html](https://www.quilterscache.com/H/HousewifeBlock_Page3.html)



## 2020 Raffle Quilt

(Organized by Denise Chase and Sharon Perry)

### BEHIND THE SCENES...



Denise Chase has been working on the center of the 2021 Raffle Quilt during “stay home, stay safe” order. It measures 24” x 24” and is needle-turned appliqué. The fabric for the flowers and vines are all batiks

on a dark brown background.

The rest of the quilt will be made using Delectable Mountain blocks surrounding the center. There will be additional appliqué featured on corners of the 2<sup>nd</sup> and 4<sup>th</sup> rounds of Delectable Mountain blocks.



### Fifty Ways to Beat the Virus

Stay away from the pack, Jack  
Don't visit your Gran, Stan  
Wipe down every toy, Roy  
To keep virus free.

Don't hop on the bus, Gus  
Don't listen to Don, Ron  
Don't hoard the TP, Lee  
To keep virus free.

Sneeze into your sleeve, Steve  
Stop touching your face, Grace  
Keep back to six feet, Pete  
Heed the CDC.

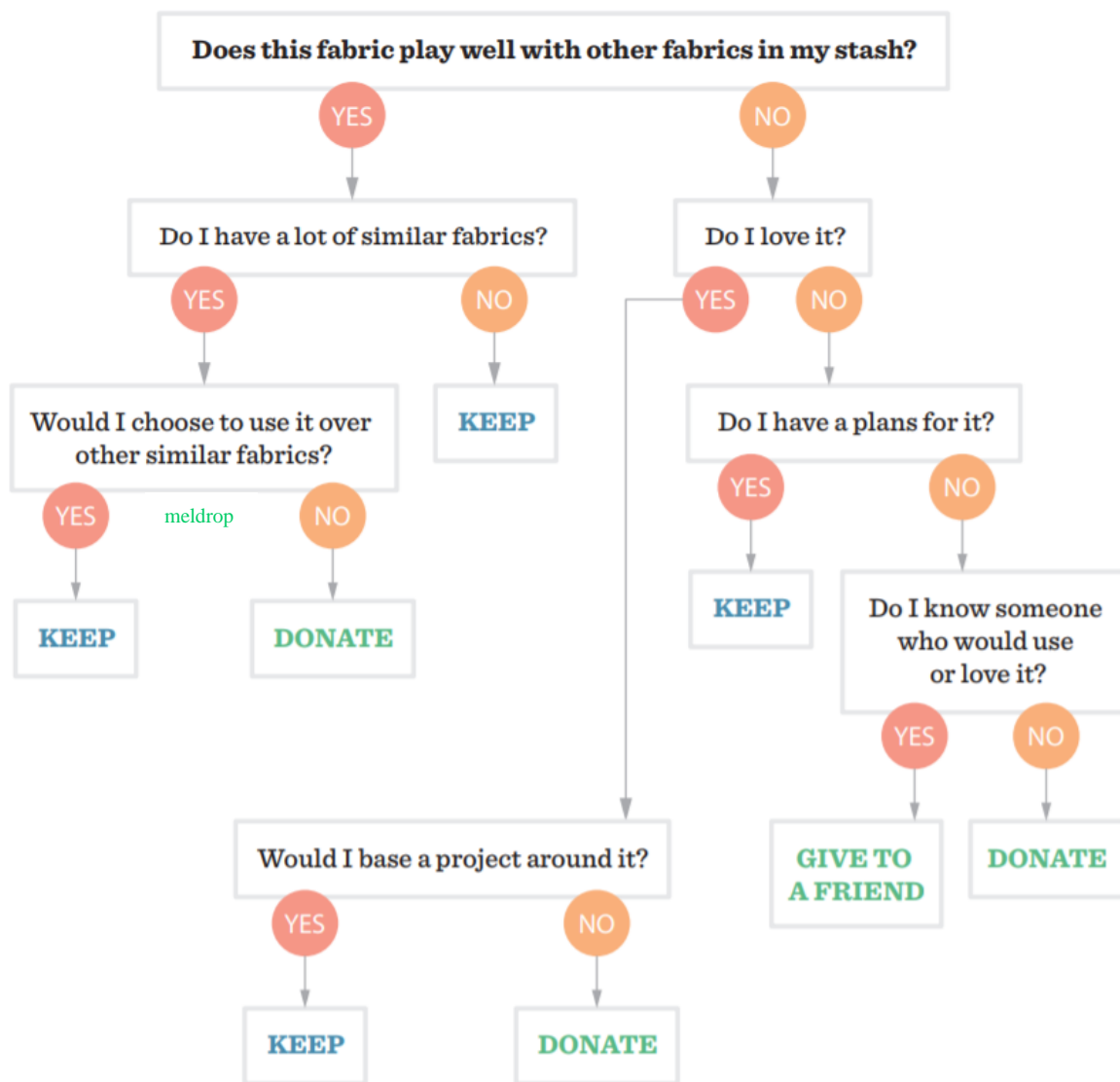
Just use the Purell, Mel  
Keep wipes in your purse, Nurse  
Take care of your stock, Doc  
You need PPE.

This isn't Spring Break, Jake  
Stay home if you're sick, Dick  
As COVID leaps, peeps  
Just follow the rules, fools  
And stay virus free.



## **THINGS TO DO DURING THE “STAY HOME, STAY SAFE” ORDER**

- Clean out your fabric stash. Here's a useful chart from *All People Quilt* to help with that task:



- Make fabric masks. Many of the guild members have been participating in the local effort to make fabric masks for people in the local community. There are lots of online resources to get started. There's even a Facebook group, St Albans Face Mask Group, to coordinate the effort.



- Work on your UFOs, WIPs, PhDs, etc. And if you are finishing all those projects waiting to be completed, join in the 20 Finishes in 2020. All the information can be found on page 3 of this newsletter. And if you finish 20 projects, you'll not only have the satisfaction of checking off those 20 projects on your TO DO, but you might win a prize in the special 20 Finishes in 2020 drawing to be held in December.
- Go on a virtual tour of the Franklin County Barn Quilt Trail. The link to the website can be found on page 8 of this newsletter.

**LOTS OF FUN STUFF ON THE INTERNET TO KEEP YOU BUSY**

Here are some fun links around the internet of more things to do.

Free coloring book: <https://static.onecms.io/wp-content/uploads/pdfs/sites/42/2020/03/25/Quilt-Coloring-Book.pdf>

Another coloring book: <https://static.onecms.io/wp-content/uploads/pdfs/sites/42/2020/03/25/Quilt-Coloring-Book2.pdf>


Quilt word jumble: <http://www.sassyquilter.com/quilt-games-quilty-word-jumble/>

Palette Builder: <http://www.play-crafts.com/blog/palettebuilder2/> (Have a photo inspiration for your next quilt project?

Upload the photo to this website. It will show the dominant colors and identify brand-name fabric to match.)

**QUILT TIPS**

- Tie a piece of ribbon to your fabric snips or small scissors and attach it to your ironing board so when you are pressing you can grab your scissors quickly and snip any unwanted threads right away.
- When sewing a sleeve for your quilt, take strips of fabric that are in your quilt and sew them together to make the sleeve. Then you have this fabric to repair your quilt if necessary.
- To keep your ironing surface clean, press freezer paper to the top of your ironing surface (shiny side down) when you are fusing fabrics or paper piecing with papers that were created on a printer/copier. The freezer paper can easily be removed when you are done.
- To get rid of ink on fabric or clothing, just spray with hair spray or rubbing alcohol then wash as usual. Ink will disappear as you watch!
- Before saying farewell to that old dishwasher save the utensil basket for storing scissors, rotary cutters, etc. on your work table.
- Use a large flat plastic container with a lid to keep your ongoing quilting projects in. They will stay clean and no lost pieces. Keeps your UFOs organized.
- The heavy, zippered plastic bags that curtains and other linens come in are great for storing small projects, stacks of quilt blocks, or fabric swatches to take to the store.
- When holding your quilt ruler down, use just the tips of the fingers - not the palm. This way when you pick your hand up to move it on the ruler, there is less chance of moving the ruler.
- Apply rubber cement to the back sides of pattern templates. Allow it to dry completely of course. It will help the templates to stay put when you marking around them.

**LINK TO FRANKLIN COUNTY BARN QUILT TRAIL**

The Franklin County Barn Quilt Trail, previously found on the FCQG website, can now be accessed at <http://www.barnquiltsfornorthernvermont.org/>.

**Deadline for articles for next newsletter:**

**Wednesday, April 29<sup>th</sup>, 2020**

Please email articles to Sharon Perry, [vtquilter@gmail.com](mailto:vtquilter@gmail.com),  
or mail to PO Box 517, Montgomery Center VT 05471