

# Franklin County Quilters Guild

## SUGARHOUSE GAZETTE

### Saint Albans, Vermont

<http://www.franklincountyquilters.org>

[franklincountyquilters@gmail.com](mailto:franklincountyquilters@gmail.com)



Volume 15, Issue 8  
April 2023

#### President

Laurel Schaap

#### Vice President

Helen Short

#### Secretary

Helen Bicknell

#### Treasurer

Deb Dusablon

#### Newsletter

Sharon Perry

#### Programs

Gale Weld

Deb Trahan

#### Project Coordinator

Diane Comeau

Lucie Fortin

#### Membership

Penny LaRochelle

#### Quilt Show

Helen Short

Teri Brunelle

#### Website

Ali Boren

#### Comfort Quilts Coordinator

Denise Chase

#### 2023 Raffle Quilt

Penny LaRochelle

#### 2023 Charity Quilt

Helen Short & JeanAnne Branch

#### President's Piece

April. Daffodils. Crocuses. Mud roads. Snow showers. Occasional whiff of spring. More snow. More mud.



Quilt show. Bright colors. Careful stitches. Months of planning. Well-deserved accolades. At the end, relief and pride.



New beginnings. Buds peeking through. Squirrels chattering. Seed packets.



Starting a new quilt. Possibilities. Color choices. Design decisions. Trial blocks. Discards. A trip to the quilt shop. Triumph.



Wishing you all a good Spring.

Piecefully,

Laurel Schaap, 2022-2023 President



#### 2022 – 2023 Guild Calendar

September 21<sup>st</sup> Ice Cream Social  
Potholder Exchange & Bingo  
(Doors open at 5:30 pm; food at 6 pm)

October 19<sup>th</sup> Christmas in October  
with Member Demos

November 16<sup>th</sup> Patriotic-Themed  
Quilters' 2½" Strip Poker

December 14<sup>th</sup> White Elephant  
Gift Exchange

January 11<sup>th</sup> Trunk Show on Zoom  
with Emily Taylor, Collage Quilter

#### 2022 – 2023 Guild Calendar

February 8<sup>th</sup> "Confessions of a Fabric  
Whisperer" Trunk Show on Zoom with  
Ellen Lindner, Adventure Quilter

February 11<sup>th</sup> Double Reverse Appliqué  
Workshop on Zoom with Ellen Lindner,  
Adventure Quilter

March 15<sup>th</sup> Tips & Tricks for Quilting  
Studio Organization

March 31<sup>st</sup> Quilt Show Set-Up

April 1<sup>st</sup> – 2<sup>nd</sup> Quilt Show

#### 2022 – 2023 Guild Calendar

***April 19<sup>th</sup> Singer Featherweights and  
Other Vintage Sewing Machines  
With Barb & David Morgan***

May 12<sup>th</sup> "My Quilting Journey" Trunk  
Show with Norma Ippolito

May 13<sup>th</sup> Workshop, "Introduction to  
Free-Motion Quilting with Rulers"  
with Norma Ippolito  
on Domestic Machine

June 21<sup>st</sup> Teacup Auction

## Franklin County Quilters Guild March 15, 2023 on Zoom

The zoom meeting was called to order at 6:30 pm by Sharon Perry who was stepping in for Laurel Schaap and Helen Short.

Thirty-three members in thirty locations were able to join the zoom meeting.

Penny LaRochelle moved to accept the Consent Agenda. Jean Anne Branch seconded the motion, and the motion carried. Deb Dusablon did state she needs to remove the charge for Gerald Perry.

**Membership:** Penny LaRochelle reported there are 56 members.

**Mystery Quilt:** Diane Comeau and Lucie Fortin showed us the new block. We only need to complete two blocks. The link to the directions is available on the Guild's website.

### **Programs:**

- March-Tips and Tricks of Organization
- April-Singer Featherweight Presentation
- May- Norma Ippolito was unable to join our zoom meeting this evening. Norma will attend our Guild meeting on Friday, May 12, 2023, (note change of date). Norma will present a workshop on Saturday, May 13, 2023, at Church of the Rock. Norma asks that participants be there by 8:30 a.m. There are requirements for participants. Nine people are currently interested in attending this workshop. Gale Weld stated there is room for one more person. The fee for this workshop is \$50.

- June-Teacup Auction

### **Comfort Quilts:**

- Denise Chase reported that she is waiting to hear from Samaritan House about their quilt needs.
- Denise keeps receiving quilts even though not many kits are taken.
- Denise stated she will have several quilts to display at the Quilt Show.

**Raffle Tickets:** Tickets and/or money need to be returned to Denise Chase, 55 Barlow Street, St. Albans, VT 05478. The drawing for the quilt will be held on Sunday at the end of the Quilt Show.

**2024 Raffle Quilt:** Denise Chase and Sharon Perry are working on the 2024 Raffle Quilt.

### **2023 Charity Quilt:**

- The quilt is ready to hang on display at the Quilt Show.
- The quilt will be given to Catholic Daughters (St. Mary's) and a representative from that group will be present at the May meeting.

### **Sugarhouse Gazette:**

- Sharon Perry stated the deadline for submissions is Wednesday, March 29.

- Sharon also stated that most answers to questions about guild activities may be found in the newsletters.

**23 in 2023 Challenge:** Members are to be responsible for their own record keeping.

### **Quilt Show:**

- Helen Short filled members in on details of the Quilt Show.
- JeanAnne Branch stated the volunteer positions are in good shape.
- Teri Brunelle gave information about the Members' Boutique.
- Penny LaRochelle reported on the number of quilts to be displayed as well as gave us information about how to prepare quilts for display.
- A narrator is needed to meet with Channel 15 TV.

### **Other Business:**

- People are needed to fill the President's and Vice President's positions for next year.
- Diane Kane has come forward to fill the Secretary's position.
- Deb Dusablon will continue to hold the Treasurer's position.

**Drawings:** Mary Jane Marchelewicz won the door prize.

JeanAnne Branch moved to adjourn the meeting. Krissy Kilburn seconded the motion. Motion carried, and meeting adjourned at 8:30 pm.

Respectfully submitted,  
Helen Bicknell, Secretary



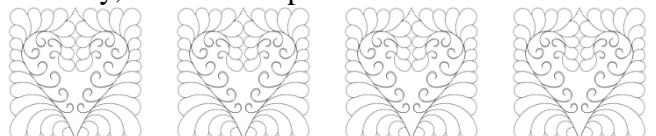
*Confetti Carnival  
By Norma Ippolito  
VQF 2021 Governor's Award*

## MAY MEETING TO FEATURE AWARD-WINNING VERMONT QUILTER

Norma Ippolito, of Chester, will be the guest speaker for the May meeting. She will delight us with a trunk

show of her beautiful quilted creations, many of which are award-winning quilts. **As a note, the May meeting has been moved to Friday, May 12<sup>th</sup>.**

The next day, Norma will lead a workshop on ruler work using a stationary/domestic sewing machine. Currently, the workshop is full.



**TREASURER'S REPORT FOR APRIL 2023****FRANKLIN COUNTY QUILTERS GUILD****Treasurer's Report -- April 19, 2023**

Opening Balance		\$6,514.19	
Funds collected			
Membership	\$20.00		
May Workshop	\$150.00		
Pre Raffle tickets	\$520.00		
QS Raffle ticket sales	\$1,016.00		
QS Members Boutique	\$3,390.83	\$1,056.68	Members' donation
QS Donations	\$355.00		
<i>Total Funds Collected</i>	<u>\$5,451.83</u>		
	<i>Subtotal</i>	\$11,966.02	
Funds paid out			
April Walker, QS Publicity & Envelopes/ Postage	\$146.71		
Ellen Lindner, Feb Lecture & Workshop	\$1,025.00		
Terri Brunelle, QS Boutique reimbursement	\$450.00		
Bonnie Evans, QS Boutique reimbursement	\$99.00		
Deb Trahan, QS Boutique reimbursement	\$88.20		
Desiree, QS Boutique reimbursement	\$245.25		
Claudia, QS Boutique reimbursement	\$1,451.70		
Nanc Ekiert, QS Ribbons & fabric	\$687.08		
Helen Short, QS Pole pick-up gas card	\$50.00		
<i>Total Funds Paid Out</i>	<u>\$4,242.94</u>		
	<b>Grand Total</b>	<b>\$7,723.08</b>	
		<u>\$96.00</u>	Comfort Quilt / Supplies Donations
	<i>Guild funds available</i>	<u><u>\$7,627.08</u></u>	

2023 YTD Collections: \$6,284.83

Respectfully submitted,  
Deborah L. Dusablon, Treasurer

**SINGER FEATHERWEIGHTS AND VINTAGE SEWING MACHINES AT APRIL MEETING**

Barb and David Morgan will be bringing a collection of vintage sewing machines, to include Singer Featherweights, to the guild's April meeting. David will also be discussing how he collects, restores, repairs, and maintains vintage machines. They will also have some machines for sale.

If you've ever had an interest in learning all about vintage sewing machines, or have one of your own already, come to the meeting and learn all about taking care of those beauties and where to find them.



**AND THE WINNERS ARE...**

**Mayor's Award:** *Nancy's Quilt* by Connie Lane, quilted by Bev Cook, Treasured Moments Quilting

**President's Award:** *Who Ate the Last Sunflower Seed?* by Nanc Ekiert

**Appraiser's Award:** *Over the Rainbow* by Carol Stanley, quilted by Nadine Froebel

**Gold Sponsor's Award, Handy Toyota:** *Bohemian Blues* by Desiree DelMonte, quilted by Deb Skidmore

**Gold Sponsor's Award, Scott and Sharon Perry:** *Log Cabin* by Nancy LaPointe

**Silver Sponsor's Award, American Legion Green Mountain Post #1:** *Garden Pathways* by Claudia Moeykens

**Silver Sponsor's Award, Rail City Market:** *Prim* by Shirley Babcock

**Silver Sponsor's Award, The Eloquent Page:** *Sparkle* by Peggy Paradee, quilted by Bev Cook, Treasured Moments Quilting

**Silver Sponsor's Award, Vietnam Veterans of America, NW-VT, Chapter 753:** *2022 Brown Bag Mystery Quilt* by Gale Weld

**Bronze Sponsor's Award, Sampler House Bed and Breakfast:** *Sewcialites 2022 Block Mystery Quilt* by Laurel Schaap

**Bronze Sponsor's Award, Treasured Moments Quilting:** *Ode to Nancy Orcutt* by Jean Anne Branch

**Vendor's Award, CaDi Corners:** *Circa 1880 Nine Patch* by Teri Brunelle

**Vendor's Award, Country Thyme Vermont:** *Henny Penny* by Helen Bicknell

**Vendor's Award, Treasured Moments Quilting:** *Quilting Mavens* by Shirley Babcock

**Bed Quilt, 1<sup>st</sup> Place:** *On the Farm* by Shirley Babcock

**Bed Quilt, 2<sup>nd</sup> Place:** *Sparkle* by Peggy Paradee, quilted by Bev Cook, Treasured Moments Quilting

**Bed Quilt, 3<sup>rd</sup> Place:** *Garden Pathways* by Claudia Moeykens

**Challenge Quilt, 1<sup>st</sup> Place:** *Let's Eat* by Denise Chase

**Challenge Quilt, 2<sup>nd</sup> Place:** *12345* by Diane Kane

**Challenge Quilt, 3<sup>rd</sup> Place:** *Dresden Dancer* by Jean Anne Branch

**Lap Quilt, 1<sup>st</sup> Place:** *I Spy* by Kathy Katz

**Lap Quilt, 2<sup>nd</sup> Place:** *Salem Witches* by Teri Brunelle

**Lap Quilt, 3<sup>rd</sup> Place:** *Spring Brook* by Diane Comeau

**Miniature Quilt, 1<sup>st</sup> Place:** *Storm At Sea* by Nanc Ekiert

**Miniature Quilt, 2<sup>nd</sup> Place:** *Chicken Scratch* by Shirley Babcock

**Miniature Quilt, 3<sup>rd</sup> Place:** *Bad Moon on the Rise* (AKA *Bathroom on the Right*) by Sharon Shea Perry

**Wall Quilt, 1<sup>st</sup> Place:** *In A Whirl* by Nancy LaPointe

**Wall Quilt, 2<sup>nd</sup> Place:** *Cardinals Water Color* by Bonnie Evans

**Wall Quilt, 3<sup>rd</sup> Place:** *A Quilter's Garden* by Peggy

Paradee, quilted by Bev Cook of Treasured Moments Quilting

**Quilt Raffle:** Hannah Wright of Augusta, Maine, won the 2023 Raffle Quilt (Organized by Penny LaRoche, made by guild members, quilted by Diane Comeau)

Click [here](#) to watch a video of the 2023 quilt show.



### SEWING CORNER TABS TO HANG WALL QUILTS

At one of the guild's sew alongs on Zoom, a member mentioned putting corner tabs on her wall quilts and using a wooden dowel to hang the quilt. Several members were curious about the process.

Here are a few links, for both picture and video tutorials, which show how to add corner tabs to the back of your wall quilts.

- <https://quiltsbyjen.ca/corner-triangles-as-hanging-tabs/>
- [https://www.youtube.com/watch?v=Rbv2hD\\_g5bs](https://www.youtube.com/watch?v=Rbv2hD_g5bs)
- <https://www.youtube.com/watch?v=JCymKWWTYE>
- <https://theruffledpurse.com/hang-quilts-with-triangles/>
- <https://mulberrypatchquilts.wordpress.com/2021/01/14/how-to-use-corner-triangles-to-hang-a-quilted-wall-hanging/>
- <https://www.youtube.com/watch?v=Mixo0-efXQ4>
- <https://twiggyandopal.blogspot.com/2016/01/hangi-ng-mini-quilt-tutorial.html>




# Happy Easter







## 2023 RAFFLE QUILT



**Raffle Quilt Winner:**  
Hannah Wright of Augusta, ME

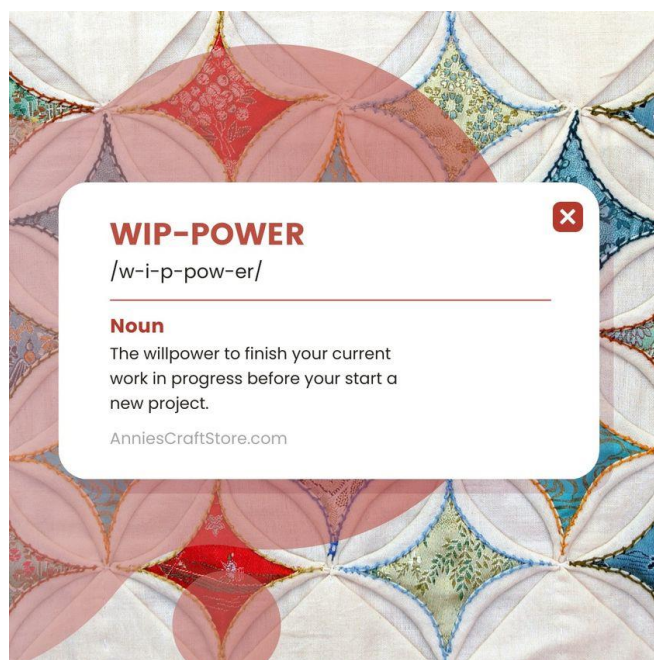
### SUNSHINE CARDS FOR GUILD MEMBERS

If you know of a guild member who is in need of encouragement or comfort due to an illness, bereavement, etc., please contact Diane Comeau, 802-310-1837. She will send out an appropriate card.



Sharon	Witbeck	April	17
April	Walker	April	19
Linda	Nadeau	April	25

*...and many more!!!*





# Mystery Quilt

## 2022-2023



### MYSTERY QUILT PROJECT FOR 2022-2023 MEMBERSHIP YEAR

Diane Comeau and Lucie Fortin have been working together over the summer to bring guild members another fun and unique mystery quilt with blocks presented each month during the 2022-2023 membership year. It sounds like another stunning quilt. If you missed out on making the FCQG Sugarhouse Sampler this past year, you can join this year's mystery.

Diane plans to handle the distribution of the instructions for each month's block(s) a little different from last year's mystery quilt. She will still have the current month's BOM in paper version at each guild meeting and any past months where there are extras for those members who would prefer a paper copy.

In addition to the paper copy available at the meeting, Diane will also have a pattern available on her website for each month's instructions. Diane will provide a link each month for that month's

pattern. Here is the [link for the month 7 pattern and instructions presented at the March meeting](https://www.cadicorners.com/shop/c/p/Mystery-Block-of-the-Month---7-x65794791.htm): <https://www.cadicorners.com/shop/c/p/Mystery-Block-of-the-Month---7-x65794791.htm>.

When you click on the link, it will direct you to Diane's business website. Even though there is a "price" for each month's pattern, guild members will have a coupon code to enter which will zero out the "price" for the pattern.

To access the pattern, click on the link in blue above. Once you access Diane's business page, click "Add to Cart." Now go to your cart and under the word Subtotal, click on Enter Coupon. **Enter BOM2023 then click Apply. Once you click Apply, the "price" for the pattern will be \$0.00. The coupon code (BOM2023) will be valid until July 31, 2023**, so Diane encourages all 2022-2023 members to use the code upon the release of the pattern each month. If anyone missed out on a paper copy or would prefer a paper copy, please contact Diane at 802-310-1837.

You will be required to enter your email address so the system can send you a link to download your file. The file will be available for an unlimited number of downloads.

Here are the links to all the blocks so far:

- BOM presented at the September meeting: <https://www.cadicorners.com/shop/CaDis-Quilt-Corner/Books-and-Patterns/Mystery-Block-of-the-Month/p/Mystery-Block-of-the-Month---1-x65791129.htm>
- BOM presented at the October meeting: <https://www.cadicorners.com/shop/CaDis-Quilt-Corner/Books-and-Patterns/Mystery-Block-of-the-Month/p/Mystery-Block-of-the-Month---2-x65794682.htm>
- BOM presented at the November meeting: <https://www.cadicorners.com/shop/CaDis-Quilt-Corner/Books-and-Patterns/Mystery-Block-of-the-Month/p/Mystery-Block-of-the-Month---3-x65794779.htm>
- BOM presented at the December meeting: <https://www.cadicorners.com/shop/CaDis-Quilt-Corner/Books-and-Patterns/Mystery-Block-of-the-Month/p/Mystery-Block-of-the-Month---4-x67240928.htm>
- BOM presented at the January meeting: <https://www.cadicorners.com/shop/c/p/Mystery-Block-of-the-Month---5-x65794785.htm>
- BOM presented at the February meeting: <https://www.cadicorners.com/shop/c/p/Mystery-Block-of-the-Month---6-x65794788.htm>
- BOM presented at the March meeting: <https://www.cadicorners.com/shop/c/p/Mystery-Block-of-the-Month---7-x65794791.htm>



### **STASH SALE!**

A former quilter from the Islands is clearing out her quilt-shop quality fabrics. Come to the Milton United Church, 51 Main Street, in Milton, on Wednesday, April 26 from 11:00 am to 4:00 pm. The sale is being held in the Dining Room. All are welcome!



## RECIPE CORNER

### HELEN'S MORNING GLORY MUFFINS

2 ¼ cups all-purpose flour  
 1 ¼ cups granulated sugar  
 1 tablespoon ground cinnamon  
 ½ teaspoon ground ginger  
 2 teaspoons baking soda  
 1 teaspoon salt  
 1 cup vegetable oil  
 3 large eggs  
 3 teaspoons vanilla extract  
 2 cups grated carrots  
 1 medium apple grated  
 8 ounces canned, crushed pineapple, drained  
 ½ cup sweetened coconut flakes  
 ½ cup chopped nuts pecans or walnuts  
 ½ cup raisins

Preheat oven to 350F degrees. Line 2 muffin tins with paper cups, enough for 18 muffins.

In a large mixing bowl, combine the flour, sugar, cinnamon, baking soda, and salt; set aside.

In a separate large mixing bowl, mix together the oil, eggs, and vanilla. Add in the shredded carrots, shredded apple, pineapple, coconut flakes, nuts, and raisins; mix until thoroughly combined.

Fold the dry mixture into the wet, stirring just until combined (do not over mix). Scoop the batter into the prepared 18 muffin cups, about ¾ full.

Bake the muffins for 25-27 minutes until golden and a toothpick inserted in the center comes out clean. Watch the time as the muffins are sometimes done in 20 minutes.

Remove the muffins from the oven and cool for at least 10 minutes. Serve warm or at room temperature.

### SHARON'S CREAMY HAM & CORN CHOWDER

4 cups cubed peeled potatoes  
 2 Tbsp. chopped onion  
 ½ cup butter  
 ¾ cup flour  
 ¼ tsp. pepper  
 Pinch ground nutmeg  
 4 cups chicken broth  
 4 cups half-and-half cream  
 2 cups (8 oz.) each shredded cheddar cheese  
 3 cups cubed fully cooked ham

1 pkg. (16 oz.) frozen corn, thawed

Place potatoes in a large saucepan and cover with water. Bring to boil. Reduce heat; cover and cook for 10 to 15 minutes or until tender.

Meanwhile, in a large saucepan, cook onion in butter over medium heat for 2 minutes. Stir in the flour, pepper, and nutmeg; gradually add broth. Bring to a boil; cook and stir for 2 minutes or until thickened. Stir in cream and cheese; transfer to a 5-quart slow cooker.

Drain potatoes and add to slow cooker. Stir in ham. Cover and cook on low for 3 hours.

Stir in corn and cook 30 minutes longer or until heated through and vegetables are tender. Yield: 12 servings. Recipe can be halved or quartered to accommodate your slow cooker size.

### MARY JANE'S MINTY BROWNIES

Make a 9" x 13" pan of brownies. This time I used a Betty Crocker dark chocolate brownie mix. You can use any mix or make from scratch. Cool.

#### Frosting

2 cups confectioner's/powdered sugar  
 2 tablespoons cream or milk (I used half 'n half)  
 2 tablespoons softened butter  
 ½ teaspoon peppermint extract

Combine all ingredients until smooth. Spread over cooled brownies.

Let stand until set.

Melt 2 squares unsweetened chocolate and 2 tablespoons butter.

Spread over frosting. Chill until firm. ENJOY!

*All the recipes found here were featured as food items for the volunteers and vendors at the quilt show this past weekend.*





**APRIL NOW IN MORNING CLAD**

By Bliss Carman

April now in morning clad  
 Like a gleaming oread,  
 With the south wind in her voice,  
 Comes to bid the world rejoice.

With the sunlight on her brow,  
 Through her veil of silver showers,

April o'er New England now  
 Trails her robe of woodland flowers,

Violet and anemone;  
 While along the misty sea,  
 Pipe at lip, she seems to blow  
 Haunting airs of long ago.

**FEATURED VIDEO TUTORIAL FOR APRIL:**

[https://www.youtube.com/watch?v=PZP\\_Fjei7CI](https://www.youtube.com/watch?v=PZP_Fjei7CI)

**"Mimi's Lemons" Quilt**

Missouri Star Quilt Company

**FEATURED PATTERNS**

**Bonita Bunny:** <https://drive.google.com/file/d/1eVpTfHx8z2EDK5S-Du7270SPzu7Bpx6f/view>

**Bunny Crunch Mini Quilt:** [https://graybarndesigns.com/wp-content/uploads/2019/02/Bunny\\_Crunch\\_full\\_2019\\_gbd.pdf](https://graybarndesigns.com/wp-content/uploads/2019/02/Bunny_Crunch_full_2019_gbd.pdf)

**Carrot Runner:** <https://drive.google.com/file/d/1UkChrVYbUWE0H33Yu0cDvVYwhHBfsyzJ/view>

**Easter Egg Table Runner:** [https://drive.google.com/file/d/1hBooOl4BGbwvF0aYbU-WEZiibRTa-y\\_H/view](https://drive.google.com/file/d/1hBooOl4BGbwvF0aYbU-WEZiibRTa-y_H/view)

**Bunny Quartet Mini Quilt:** <https://drive.google.com/file/d/1HCRGXLx1Kl8cdICatsZB-PuqyLyxt5Nw/view>

**Easter Table Topper:** <https://drive.google.com/file/d/1kUQrpav9puXQdliUKB-9iCTjbjiYO7jT/view>

**Scrappy Carrots Mini Quilt:** <https://drive.google.com/file/d/1aVnK-WD7TV0cc-T2xKp9ILRYH9FxLNPc/view>

**Spring Jubilee Easter Quilt:** [https://www.blankquilting.net/product\\_images/SJ\\_Easter\\_Quilt1\\_pattern.pdf](https://www.blankquilting.net/product_images/SJ_Easter_Quilt1_pattern.pdf)

**Bunnies and Baskets:** <https://www.rileyblakedesigns.com/assets/images/freepatterns/quiltpatterns/WonderlandTwoFreePattern.pdf>

**Tulips Quilt:** <https://windhamfabrics.com/images/project/Tulips%20Final.pdf>

**Woven Fabric Easter Basket:** <https://drive.google.com/file/d/1wWO8Q5s3LThTCRBgi026pdwBn0IYsZzK/view>

**Dancing Eggs Quilt:** <https://www.andoverfabrics.com/Quilts/Bessie%20and%20the%20Dairynettes.pdf>

**Carrot Patch Quilt:** <https://windhamfabrics.com/images/project/Carrot%20Patch%20Final.pdf>

**LINK TO BARN QUILT TRAIL OF NORTHERN VERMONT**

<http://www.barnquiltsfornorthernvermont.org/>

**NEWSLETTER IDEAS WANTED:** Do you have a recipe you'd like to share with guild members? Or maybe you've found a great quilting website or blog you'd like to share. Or you've visited a quilt shop within an easy drive which had bargains or a fabric selection no quilter should miss. If so, send an email to [vtquilter@gmail.com](mailto:vtquilter@gmail.com), and the newsletter editor will do her best to include it in the next newsletter. Although welcome, your input doesn't have to be a complete article. It could be a few bullets which convey your message. The editor will fill out the article as needed.

**Deadline for articles for next newsletter:**

**Wednesday, April 26<sup>th</sup>, 2023**

Please email articles to Sharon Perry, to [vtquilter@gmail.com](mailto:vtquilter@gmail.com),  
 or mail to PO Box 517, Montgomery Center VT 05471



*April is National Frog Month*



*"Oh, the lovely fickleness of an April day!" - W. H. Gibson*