

# Franklin County Quilters Guild

## SUGARHOUSE GAZETTE

### Saint Albans, Vermont

<http://www.franklincountyquilters.org>

[franklincountyquilters@gmail.com](mailto:franklincountyquilters@gmail.com)



Volume 14, Issue 10  
June 2022

#### President

Laurel Schaap

#### Vice President

Teri Brunelle

#### Secretary

Helen Bicknell

#### Treasurer

Deb Dusablom

#### Newsletter

Sharon Perry

#### Programs

Cindy Metayer

Gale Weld

#### Project Coordinator

Diane Comeau

Lucie Fortin

#### Membership

Penny LaRoche

#### Quilt Show

Helen Short

Teri Brunelle

#### Comfort Quilts Coordinator

Denise Xerus Chase

#### 2022 Raffle Quilt

Denise Chase

Sharon Perry

#### 2022 Charity Quilt

Denise Chase

#### President's Piece

Hello Spring! Welcome Summer! Do you have plans for the summer? Are you going away somewhere, or enjoying the beautiful state of Vermont right outside your own front door? I'm a homebody, so I'm excited to be able to stay home most of the summer. (Plus fuel prices!)

The only thing in the works for us is a family reunion, and it's in Maine, not too far away. Others are coming from as far away as Texas and Arizona, so we are fortunate this time around. The organizers are busy planning meals and activities.

The only thing I'm busy planning is my quilting schedule. I'm happy to have a short list of quilts due this summer. There are two small quilts already pieced that I have to quilt and bind, and then I'm free to do whatever I want. Organizing my space is, as usual, something I need to work on. I can't seem to conquer that mountain.

It's interesting to me how different we all are. Some quilters thrive with planning and organizing, while others are perfectly fine working with clutter and mess all around. I keep reading articles and buying books on organizing. I just joined a Facebook group on sewing room organization. I guess I'm going to have to do more than read about it! Ha! I'm always looking for the perfect cabinet or containers. Honestly, I think the problem is me. If you have something that works great for you, I'd love to hear about it.

I hope you all have a refreshing summer, whatever that looks like for you. I know it will go quickly, so be sure to enjoy some time for yourself. It will be fun to get back together in September and share our stories.

Piecefully,  
Laurel Schaap  
2021-2022 President



#### 2021 – 2022 Guild Calendar

September 15<sup>th</sup> Ice Cream Social  
Potholder Exchange

October 20<sup>th</sup> Christmas in October  
with Member Demos  
(Doors open at 6 pm; mtg at 6:30 pm)

November 17<sup>th</sup> Trunk Show  
with Jean Anne Branch  
and Mary Jane Marchewicz

December 15<sup>th</sup> Holiday Fun  
on Zoom

#### 2021 – 2022 Guild Calendar

January 19<sup>th</sup> Bag Trunk Show on Zoom  
with Joan Radell, Bucklebee Toolbox

January 22<sup>nd</sup> Bag Workshop on Zoom  
with Joan Radell, Bucklebee Toolbox

February 16<sup>th</sup> Panel Palooza Trunk  
Show on Zoom with Cyndi  
McChesney, Cedar Ridge Quilting

February 19<sup>th</sup> & 26<sup>th</sup> Panel Palooza  
Workshop on Zoom with Cyndi  
McChesney, Cedar Ridge Quilting

#### 2021 – 2022 Guild Calendar

March 16<sup>th</sup> Trunk Show on Zoom with  
Brita Nelson, The Questioning Quilter

April 20<sup>th</sup> Trunk Show with  
CaDi Corners IN PERSON

April 23<sup>rd</sup> CaDi Corners Sewcial Picnic

May 18<sup>th</sup> Trunk Show  
with Laurel Schaap  
and Members' Garage Sale

June 15<sup>th</sup> Singer Featherweights and  
Vintage Sewing Machines with  
Barb & David Morgan

## FRANKLIN COUNTY QUILTERS GUILD May 18, 2022

President Laurel Schaap called the “in-person” meeting to order at 6:30 pm and welcomed those who were able to attend. There were 25 members present at the meeting, plus 5 guests; and 5 members were watching online.

John Rouleau moved to accept the Consent Agenda; seconded by Sharon Perry. Motion carried.

The meeting moved immediately into two special presentations. The 2022 Charity Quilt was presented to representatives from the Fairfax Community Theater Company. Denise Chase made the quilt which was quilted by Diane Comeau. Deb and Brenda, the Theater representatives explained their program.

The second presentation was made to Al Voegelé from the St. Albans Museum after a motion was made by Sharon Perry to donate the Covered Bridges Quilt to the museum. Cindy Metayer seconded the motion. The motion carried. The quilt had been won earlier and was returned to the FCQG when the original owner had no room to display the quilt and was moving out of state. Mr. Voegelé explained the museum and its function. He also asked for technical assistance in displaying the quilt. Suggestions were given to him. Sharon also stated that plans are in place to donate (in digital format) the pattern for the Covered Bridge quilt to the St. Albans Museum.

**Programs:** Cindy Metayer explained the June meeting where Barbara and David Morgan will discuss and display vintage sewing machines.

### Comfort Quilts:

- Denise Chase again mentioned that members are making quilts from their own stash which is wonderful. She does have fabric if anyone needs some to complete a quilt.
- Sharon Perry moved that the Comfort Quilt coordinator be allowed to purchase items for comfort quilts as needed in amounts over \$100 once the coordinator has consulted with the Treasurer. Jean Anne Branch seconded the motion. The motion carried.
- Denise also mentioned that John Rouleau has ordered labels and has donated them.
- Denise also noted that someone has called to donate fabric for breast cancer comfort quilts. After some discussion, Denise will accept the donation.

**Quilt Show:** Anyone wishing to submit a Vermont Home Challenge Quilt will find the submission form on the website.

### 2022 Raffle Quilt:

- Raffle tickets need to be given to Sharon Perry by the June meeting.

- Penny LaRochelle will help with raffle tickets at the July 23 Art in the Park program.
- John volunteered to sell tickets at the St. Albans Bay Farmer’s Market. Denise Chase offered to help.

**2023 Raffle Quilt:** Penny LaRochelle is planning a sewing bee next month for the 2023 Raffle Quilt.

**Membership:** Membership remains at 62.

**Sugarhouse Gazette:** May 25, 2022 is the newsletter deadline.

### Project:

- Diane Comeau shared two layouts: Lucie Fortin’s rectangular design and Diane’s square design.
- Two members shared their complete tops—Gale Weld and Teri Brunelle. Teri’s quilt was totally complete.

**Officers for 2022-23:** Laurel stated we will vote in June for the slate of officers which was presented in the May newsletter. Laurel also indicated once again that an additional person is needed for Programs and there is a need for a Historian.

**New Business:** An Executive Board meeting will be held at Gale Weld’s home on June 1 or June 2. (TBA)

The meeting moved to the program for the evening—a beautiful trunk show by our President, Laurel Schaap.

The program was followed by Show and Tell with Comfort Quilt door prize awarded to Cathy Carlson and General Membership door prize awarded to Mary Ellen Therrien.

Sharon Perry moved to adjourn the meeting at 8:15 pm. John Rouleau seconded the motion. The motion carried.

Respectfully submitted,  
Helen Bicknell, Secretary

## 2022 VERMONT HOME CHALLENGE

The Guild is planning to have the 2022 Vermont Home Challenge Quilts displayed in Taylor Park, St. Albans on Saturday, July 23. If it’s a sunny day, the quilts will be arranged on clothesline near our canopy. If it’s rainy, the quilts will be inside our large canopy with the 3 sides down. The quilts will be numbered and ballots will be printed so viewers can vote for their favorite quilt. The 2022 raffle quilt will also be on display and tickets will be available to sell.

The deadline for entering your Challenge Quilt is now July 1. Entry form, found [here](#), with pictures can be sent to Helen Short, 12 Burnell Terrace, St. Albans, VT 05478, or emailed as attachments to [hshortvt@comcast.net](mailto:hshortvt@comcast.net). If you have not purchased the green fabric that must be utilized in the quilt, call 802-752-5497 to purchase a piece for \$1. The green fabric must be used in the quilt.

The maximum size of the quilt is 96” inches in perimeter. As such, your quilt could be 24” x 24” or 12” x 36” or any size where the total measurement of all 4 sides added together is 96” or less.

**TREASURER'S REPORT FOR JUNE 2022****FRANKLIN COUNTY QUILTERS GUILD****Treasurer's Report -- June 15, 2022**

Opening Balance		\$6,458.49
Funds collected		
Raffle tickets	\$53.00	
<i>Total Funds Collected</i>	\$53.00	
	<i>Subtotal</i>	\$6,511.49
Funds paid out		
Gerald Perry, May room set up	\$35.00	
Nanc Ekiert, Charity quilt & Challenge quilt fabric	\$258.59	
<i>Total Funds Paid Out</i>	\$293.59	
	<b>Grand Total</b>	<b>\$6,217.90</b>

2022 YTD Collections: \$2,300.00

Respectfully submitted,  
Deborah L. Dusablon, Treasurer

**SINGER FEATHERWEIGHTS AND VINTAGE SEWING MACHINES AT JUNE MEETING**

Barb and David Morgan will be bringing a collection of vintage sewing machines, to include Singer Featherweights, to the guild's June meeting. David will also be discussing how he collects, restores, repairs, and maintains vintage machines. They will also have some machines for sale.

If you've ever had an interest in learning all about vintage sewing machines, or have one of your own already, come to the meeting and learn all about taking care of those beauties and where to find them.





## RECIPE CORNER

### CHOCOLATE COVERED STRAWBERRY DREAM BARS

28 Chocolate Oreos with filling divided  
4 tablespoons butter melted  
3.9 ounces instant chocolate fudge pudding  
1 ½ cups milk  
6 ounces cream cheese, room temperature  
½ cup confectioners' sugar  
½ teaspoon pure vanilla extract  
8 Oz. Cool Whip  
21 oz. can Strawberry Fruit Filling or Topping divided  
⅓ cup semi-sweet chocolate chips

Prepare an 8 X 8-inch baking dish by lining it with parchment, if desired. This will allow you to lift the bars out of the pan and cut them evenly into squares.

Melt the butter in a medium microwavable bowl, and place 20 of the Oreo cookies with filling into a blender or food processor to crush into fine crumbs. Add the crumbs to the butter and mix well.

Place the cookie mixture into the pan and spread to the sides, patting down to even it out. Place into the freezer to set for a minimum of 30 minutes.

In a medium bowl, mix the pudding with the 1 ½ cups of milk. DO NOT use 2 cups of milk as is called for on the package. We want the consistency of the pudding to be thicker and not runny. Place into the fridge to set.

In a mixing bowl, beat the cream cheese until smooth. Scrape down the bowl and add the confectioners' sugar and vanilla extract. Beat again until completely mixed. With a rubber spatula, mix in 1 ½ cups of the Cool Whip, and mix well.

Remove the crust from the freezer and place dollops of the cheesecake filling onto the crust. Spread the filling evenly to all sides of the pan.

Using 1 cup of the Strawberry Fruit Filling or Topping, place spoonfuls over the cheesecake layer and gently spread. Put dollops of the pudding on top of the strawberry filling and spread evenly to all edges of the pan. Place dollops of remaining Cool Whip on top and spread to completely cover. Place into the freezer for a minimum of two hours before serving.

Using the remaining strawberry fruit filling, put spoonfuls around the top of the whipped and cream and spread as best you can. Remove the bars by lifting the parchment out of the pan. Place the remaining 8 Oreos into a plastic bag and crumble them. Sprinkle them on top of the dessert.

In a small microwavable bowl, melt the chocolate chips for 30 seconds. Stir, and microwave for an additional 10 seconds and again if needed, stirring in between until chips are completely melted. Drizzle over the crushed Oreos and strawberry topping.

### STRAWBERRY CAKE WITH STRAWBERRY ICING

1 package white cake mix  
3 oz. package strawberry Jell-o  
4 large eggs  
½ cup sugar  
¼ cup flour  
½ cup finely chopped strawberries  
1 cup vegetable oil  
½ cup milk  
1 cup butter, softened  
32 oz. powdered sugar  
1 cup finely chopped strawberries

Beat cake mix and next 7 ingredients until well mixed, stopping to scrape down sides. Pour batter into 3 greased and floured 9" pans.

Bake at 350 for 23 minutes or until tester comes out clean. Cool on wire racks completely before frosting.

#### Frosting:

Beat butter until fluffy. Add powdered sugar and chopped strawberries. Beat thoroughly. Makes about 2 ½ cups. Frost cake as desired.

### STRAWBERRY GINGER SMASH

1 ½ oz. vodka	2 lemon wedges
½ oz. ginger liquor	3 oz. ginger beer
3-4 strawberries	Soda

Muddle strawberries, lemon, vodka and liquor in a glass. Fill with ice and add ginger beer and soda. Stir and enjoy!





**Barbecue  
Season  
is here!**





That is **22 Finishes in 2022!**

Join in the fun and make 22 quilted projects by the end of 2022 and your name will be entered into a special drawing held in December 2022. If you'd like to participate, fill in your name and 22 projects you'd like to finish this year on the list below. This is your list...you can add to it throughout the year if need be to have 22 projects or you can remove a project, or swap out projects, etc...you just have to have **22 Finishes in 2022** AND you must send a picture of each project for one of the guild's monthly show and tell on Zoom. You can show multiple projects in one month. You also don't have to show a project every month, you just have to have **22 Finishes in 2022!** You will maintain your own list, but you must let Sharon Perry know you are participating. *Quilt photo courtesy of Kris Bachand.*

 Cut along dotted line 

## 22 Finishes in 2022

NAME: \_\_\_\_\_

1.	12.
2.	13.
3.	14.
4.	15.
5.	16.
6.	17.
7.	18.
8.	19.
9.	20.
10.	21.
11.	22.

**GTR' GTR' GTR' GTR' GTR' GTR' GTR' GTR'**  
**DONE DONE DONE DONE DONE DONE DONE DONE**



Christy	Hamel	June	1 <sup>st</sup>
Peggy	Paradee	June	3 <sup>rd</sup>
Susan	Keyes	June	7 <sup>th</sup>
JeanAnne	Branch	June	19 <sup>th</sup>
Deb	Dusablon	June	22 <sup>nd</sup>
Sue	McGregor	June	24 <sup>th</sup>
Lucie	Fortin	July	2 <sup>nd</sup>
Desiree	DelMonte	July	13 <sup>th</sup>
Mary	King	July	15 <sup>th</sup>
Denise	Chase	July	28 <sup>th</sup>
Krissy	Kilburn	July	31 <sup>st</sup>
Beth	Brault	August	3 <sup>rd</sup>
LouAnne	Wood	August	5 <sup>th</sup>
Amy	Blanchard	August	21 <sup>st</sup>
Penny	LaRochelle	August	29 <sup>th</sup>

*...and many more!!!*

## 2023 RAFFLE QUILT

Penny LaRochelle is the coordinator for the guild's 2023 Raffle Quilt. She is hosting a work day at her home to construct the raffle quilt.

## 2022 RAFFLE QUILT



Organized by Denise Chase and Sharon Perry;  
Quilted by Bev Cook, Treasured Moments Quilting  
[Blue Ribbon winner at the Vermont Quilt Festival](#)

## 2022 RAFFLE TICKETS

Sharon Perry is still collecting raffle tickets for the 2021 – 2022 membership year. The raffle will be held at the guild's challenge display in Taylor Park on July 23<sup>rd</sup>.

If you still have your tickets, please bring them to the June meeting or mail the tickets and money (check(s) payable to FCQG) to Sharon Perry, PO Box 517, Montgomery Center, VT 05471. Be sure to include your name and return address so Sharon can properly credit the ticket sales to your name.

## QUILT TIPS

- Remember to clean and de-lint your machine, as well as change your needle after each project or every 8-10 hours of sewing.
- When threading a sewing machine manually, slip a piece of white paper behind the eye of the needle so that you can see it easily.
- Cut thread on a 45-degree angle for easier needle threading.
- Take a picture of your layout before starting to piece.
- When stitching a straight edge to a bias edge, stitch with the bias next to the feed dogs so it won't stretch out of shape.
- Chocolate is a necessary quilting notion!

**Dust If You Must**


By Rose Milligan


Dust if you must, but wouldn't it be better  
To paint a picture, or write a letter,  
Bake a cake, or plant a seed;  
Ponder the difference between want and need?

Dust if you must, but there's not much time,  
With rivers to swim, and mountains to climb;  
Music to hear and books to read;  
Friends to cherish and life to lead.

Dust if you must, but the world's out there  
With the sun in your eyes, and the wind in your hair;  
A flutter of snow, a shower of rain,  
This day will not come around again.

Dust if you must, but bear in mind,  
Old age will come and it's not kind.  
And when you go (and go you must)  
You, yourself, will make more dust.

**2022 – 2023 SLATE OF OFFICERS:****President:** Laurel Schaap**Vice President:** Helen Short**Treasurer:** Deb Dusablon**Secretary:** Helen Bicknell**Programs:** Gale Weld and \_\_\_\_\_**Project:** Diane Comeau and Lucie Fortin**Quilt Show:** Helen Short and Teri Brunelle**Membership:** Penny LaRochelle**Newsletter:** Sharon Perry**Website:** Ali Boren**Comfort Quilts:** Denise Chase**2023 Charity Quilt:** Helen Short**2024 Raffle Quilt:** \_\_\_\_\_

**JUNE CROSSWORD PUZZLE****ACROSS**

- 3. One of June's birthstones
- 7. An outing or occasion that involves taking a packed meal to be eaten outdoors
- 8. The parent honored in June
- 11. A woman on her wedding day
- 13. A federal holiday in the United States in June commemorating the emancipation of enslaved African-Americans
- 15. The activity of tending and cultivating plants
- 16. A marriage ceremony
- 18. Cook something using a metal shelf over coals
- 20. A rectangular manmade body of water found in a backyard

**DOWN**

- 1. One of June's zodiac signs
- 2. The activity of propelling oneself through water using the limbs

**DOWN (Cont.)**

- 4. A piece of cloth used as the symbol or emblem of a country or institution
- 5. The receiving or conferring of an academic degree or diploma
- 6. The season between spring and autumn
- 9. A pebbly or sandy shore, especially by the ocean
- 10. The name for soft serve ice cream in Vermont
- 12. Light shoes with either an openwork upper or straps attaching the sole to the foot
- 14. Small fried cakes of sweetened dough, typically in the shape of a ball or ring
- 15. One of June's zodiac signs
- 17. Live for a time in a tent as when on vacation
- 18. A man on his wedding day
- 19. A large body of water surrounded by land

**LINK TO BARN QUILT TRAIL OF NORTHERN VERMONT**

<http://www.barnquiltsfornorthernvermont.org/>

**Deadline for articles for next newsletter:**

**Wednesday, August 31<sup>st</sup>, 2022**

Please email articles to Sharon Perry, to [vtquilter@gmail.com](mailto:vtquilter@gmail.com),  
or mail to PO Box 517, Montgomery Center VT 05471



*Flag Day, June 14<sup>th</sup>*



*"If a June night could talk, it would probably boast  
it invented romance." — Bernard Williams*