

Franklin County Quilters Guild

SUGARHOUSE GAZETTE

Saint Albans, Vermont

<http://www.franklincountyquilters.org>

franklincountyquilters@gmail.com



Volume 15, Issue 1
September 2022

President

Laurel Schaap

Vice President

Helen Short

Secretary

Helen Bicknell

Treasurer

Deb Dusablon

Newsletter

Sharon Perry

Programs

Gale Weld

Deb Trahan

Project Coordinator

Diane Comeau

Lucie Fortin

Membership

Penny LaRoche

Quilt Show

Helen Short

Teri Brunelle

Website

Ali Boren

Comfort Quilts Coordinator

Denise Chase

2023 Raffle Quilt

Penny LaRoche

2023 Charity Quilt

Helen Short

President's Piece

Greetings Fellow Quilters! It's getting to be Fall. The kids have (finally) gone back to school and we're settling into our new routines. Every year is a little different, isn't it? We have different demands on our time, depending on family obligations, pandemics, etc. But there's always quilting! We fit it into whatever nooks and crannies we have. Some of us lucky folks are able to spend a lot of time, and some have to work to find time, but it's always important to find the time for ourselves, to refresh our souls.

I have a couple of trips in place for the fall, so my schedule is filling up. I'm very excited to be going on a retreat back in Indiana with a group that I have been part of for over 20 years. I'm not sure what I'll be working on yet, but I'm still working toward my 22 completions in 2022. Of course, I've started a few new things as well, because I can't help myself. I have two Quilts of Valor needing borders and quilting, and I found the cutest potholder pattern for our potholder exchange.

Our programs for the year are in place and I think you'll be as excited as I am about the schedule. (Way to go, Gale!) Be sure to check the dates carefully, as some are a bit different. We changed a few meeting dates in order to accommodate the speakers' schedules. I'm sure it will be worth it. Again this year, we are on Zoom in January and February, so we don't have to leave the comfort of our homes. Be sure to invite someone to join you, or ask(!) to join someone else if an internet signal is an issue, or even if you just want some company.

Be sure to check out the details for our September meeting. See you then!!

Piecefully yours,

Laurel Schaap, 2022-2023 President



2022 – 2023 Guild Calendar

September 21st Ice Cream Social

Potholder Exchange & Bingo

(Doors open at 5:30 pm; food at 6 pm)

October 19th Christmas in October
with Member Demos

November 16th Patriotic-Themed
Quilters' 2½" Strip Poker

December 14th White Elephant
Gift Exchange

January 11th Trunk Show **on Zoom**
with Emily Taylor, Collage Quilter

2022 – 2023 Guild Calendar

February 8th "Confessions of a Fabric
Whisperer" Trunk Show **on Zoom** with
Ellen Lindner, Adventure Quilter

February 11th Double Reverse Appliqué
Workshop **on Zoom** with Ellen Lindner,
Adventure Quilter

March 15th Tips & Tricks for Quilting
Studio Organization

March 31st Quilt Show Set-Up

April 1st – 2nd Quilt Show

2022 – 2023 Guild Calendar

April 19th Singer Featherweights and
Other Vintage Sewing Machines
With Barb & David Morgan

May 12th "My Quilting Journey" Trunk
Show with Norma Ippolito

May 13th Workshop, "Introduction to
Free-Motion Quilting with Rulers"
with Norma Ippolito
on Domestic Machine

June 21st Teacup Auction

**Franklin County Quilters Guild
Executive Board Meeting
June 1, 2022**

Present: Laurel Schaap, Sharon Perry, Lucie Fortin, Helen Short, Lauretta Chalifoux, Deb Dusablon, Penny LaRochelle, Diane Comeau, Gale Weld, Teri Brunelle, Denise Chase, Cindy Metayer, Helen Bicknell

The meeting was held at the home of Gale Weld. Laurel Schaap welcomed us to the meeting.

2022-23 Programs: Several ideas were presented. The September meeting will be the ice cream social using novelty ice creams. The January and February meetings will be held on Zoom.

Comfort Quilts: Denise Chase presented information regarding comfort quilts. She mentioned that Dragon Heart Quilts expressed an interest in having a quilt to raffle to raise money for their organization. This organization supports cancer research. Denise has quilts she can offer to this group and will do so. Denise also mentioned the St. Albans Town School could use comfort quilts for students in foster care situations. John Rouleau has donated batting and \$96 from his quilters' garage sale to Denise for comfort quilt needs.

2023 Charity Quilt: JeanAnne Branch and Helen Short have selected the design for the 2023 Charity Quilt. They will have information for members in September. It has been decided that Catholic Daughters of St. Albans will receive the next raffle quilt.

2023 Raffle Quilt: Penny LaRochelle is planning sewing days to complete the 2023 Raffle Quilt.

Membership: Penny will send membership renewal information in July or August.

Kay Courson has agreed to present the program at the June meeting as Barb & David Morgan are unable to complete their presentation. Next year's officers will also be elected at the June meeting.

Deb Dusablon and Cindy Metayer have agreed to make the 2023 New Year's baby quilts.

Respectfully submitted,
Helen Bicknell, Secretary

**Franklin County Quilters Guild Meeting
June 15, 2022**

President Laurel Schaap called the meeting to order at 6:30 p.m. and welcomed those who were able to attend. There were 28 members present at the meeting.

Cindy Metayer moved to accept the Consent Agenda; seconded by Sharon Perry. John Rouleau questioned one word in the Treasurer's Report. Sharon realized John had found the mystery word. The motion was carried.

Programs: Gale Weld indicated the September meeting would be the ice cream social with novelty ice creams. She also would like members to make potholders for a potholder exchange.

Comfort Quilts: Denise Chase has kits available for members to make comfort quilts. She also needed information on a family that recently lost their home due to fire. JoAnne Champagne was able to help Denise get that information.

Quilt Show: Helen Short reported that she has only three entries for the Vermont Home Challenge. Entries need to be completed by July 1, 2022. These quilts will be displayed at the Farmer's Market in July. The entry form is the same as one that would be used for quilt show entries.

2022 Raffle Quilt: Raffle tickets need to be sent to Sharon at PO Box 517, Montgomery Center, VT 05471

2023 Raffle Quilt: Penny LaRochelle shared blocks for the 2022-23 raffle quilt. She is having another sew in on July 6. The pattern is Deck of Cards by Missouri Star Quilt Company.

Election of 2022-2023 Officers:

- President – Laurel Schaap
- Vice-President – Helen Short
- Treasurer – Deb Dusablon
- Secretary – Helen Bicknell
- Programs – Gale Weld and Deb Trahan
- Projects – Diane Comeau and Lucie Fortin

Sharon Perry moved to have the secretary cast one vote for the slate of officers; seconded by Penny LaRochelle. Motion carried.

Mystery Quilt Blocks: Several finished quilts and many partially finished quilts were displayed. Diane and Lucie presented prizes to members for their various stages of completion. The winners were: JoAnne Champagne; Laurel Schaap; Beth Mouser; Beth Brault; Gale Weld; and Teri Brunelle.

At this point we were treated to a delightful presentation by Kay Courson. Kay discussed the Dresden Plate pattern and its many variations. The presentation was followed by Show and Tell. Door prizes were awarded to Helen Short both for membership and comfort quilt completion.

Sharon Perry moved to adjourn the meeting at 8:00 p.m. Penny La Rochelle seconded. Motion carried.

Respectfully submitted,
Helen Bicknell



*It's
Back to School
Time!*

TREASURER'S REPORT FOR SEPTEMBER 2022**FRANKLIN COUNTY QUILTERS GUILD****Treasurer's Report -- September 21, 2022**

| | |
|-----------------|------------|
| Opening Balance | \$6,217.90 |
|-----------------|------------|

Funds collected

| | |
|--------------------------------|-----------------|
| Raffle tickets (2022) | \$537.00 |
| Raffle tickets (2023) | \$80.00 |
| Helen Short, Green fabric sale | \$1.00 |
| <i>Total Funds Collected</i> | <u>\$618.00</u> |

| | |
|------------------|------------|
| <i>Sub-total</i> | \$6,835.90 |
|------------------|------------|

Funds paid out

| | |
|--|-------------------|
| Gerald Perry, Sep Room setup | \$35.00 |
| Helen Short, Comfort Quilt backing | \$63.50 |
| Cindy Metayer, 2 Presentation gift cards | \$125.00 |
| CaDi Corners, Comfort Quilt batting | \$256.50 |
| CaDi Corners, Custom Quilting & batting | \$335.78 |
| St Albans City Hall, QS '23 City Hall rental | \$540.00 |
| CVQG, QS '23 Poles rental | \$250.00 |
| Sharon Perry, QS Raffle tickets printing | \$59.95 |
| <i>Total Funds Paid Out</i> | <u>\$1,665.73</u> |

| | |
|--------------------|-------------------|
| Grand Total | \$5,170.17 |
|--------------------|-------------------|

2022 YTD Collections: \$2,918.00

Respectfully submitted,
Deborah L. Dusablon, Treasurer

**Franklin County Quilters Guild
Executive Board Meeting
August 31, 2022**

Laurel Schaap, Guild President, opened the meeting at 6:31 PM; in attendance were Teri Brunelle, Denise Chase, Diane Comeau, Deb Dusablon, Lucie Fortin, Penny LaRochelle, Sharon Perry, Laurel Schaap, Helen Short, Deb Trahan and Gale Weld.

Comfort Quilts: Denise reported she gave 15 quilts to Spectrum this month; board said yes to giving lap quilts to Project Linus through Laurretta Chalifoux, the local Project Linus coordinator. People who would like to make charity quilts are welcome to come and "shop" the guild fabric Denise has. Diane Kane donated batting and Denise bought some so the guild has enough.

2023 Charity Quilt: Helen Short reported on next year's Charity Quilt project which will be presented at the September meeting.

Quilt Show: Helen Short indicated that hall is rented and poles are secured as well. Winning quilts at the Taylor Park display in July will be brought to the first meeting. Lucie Fortin took 1st place, Teri Brunelle took 2nd place, and Gale Weld took 3rd place.

Membership: Penny LaRochelle had 2 paid members; some board members gave Penny their dues at the meeting, Dues are \$20. Penny suggested no Sugarhouse Facebook page this year as it has become a hassle to keep up with membership.

Projects: Diane Comeau and Luci Fortin are working on another mystery quilt for this membership year. Diane will send a description to Sharon Perry to include in the September newsletter. Diane will have limited paper copies of September's instructions. Instructions will be sent out via email to all paid members. If a member needs a paper copy of each month's instructions, they need to submit their request to Diane.



RECIPE CORNER

APPLE CARAMEL CHEESECAKE BARS

- 2 cups all-purpose flour
- ½ cup packed brown sugar
- ¾ cup cold butter, cubed
- 2 packages (8 ounces each) cream cheese, softened
- ½ cup plus 2 tablespoons sugar, divided
- 1 teaspoon vanilla extract
- 2 large eggs, lightly beaten
- 3 medium tart apples, peeled and finely chopped
- ½ teaspoon ground cinnamon
- ¼ teaspoon ground nutmeg

Streusel:

- ¾ cup all-purpose flour
- ¾ cup packed brown sugar
- ½ cup quick-cooking oats
- ⅓ cup cold butter, cubed
- ⅓ cup hot caramel ice cream topping

Preheat oven to 350°. In a small bowl, combine flour and brown sugar; cut in butter until crumbly. Press into a well-greased 13x9-in. baking pan. Bake 15-18 minutes or until lightly browned.

Meanwhile, in a large bowl, beat cream cheese, 1/2 cup sugar and vanilla until smooth. Add eggs; beat on low speed just until combined. Spread over crust.

In a small bowl, toss apples with cinnamon, nutmeg and remaining sugar; spoon over cream cheese layer. In another bowl, mix flour, brown sugar and oats; cut in butter until crumbly. Sprinkle over apple layer.

Bake 25-30 minutes or until filling is set. Drizzle with caramel topping; cool in pan on a wire rack 1 hour. Refrigerate at least 2 hours. Cut into bars.

APPLE BRICKLE DIP

- 1 package (8 oz.) cream cheese, softened
- ½ cup packed brown sugar
- ¼ cup sugar
- 1 teaspoon vanilla extract
- 1 package almond brickle chips (7 ½ oz.) or English toffee bits (10 oz.)
- 3 medium tart apples, cut into chunks

In a bowl, beat cream cheese, sugars and vanilla. Fold in brickle chips. Serve with apples. Refrigerate any leftovers.

WINNING APPLE CRISP

- 1 cup all-purpose flour
- ¾ cup rolled oats

- 1 cup packed brown sugar
- 1 teaspoon ground cinnamon
- ½ cup butter, softened
- 4 cups chopped peeled apples
- 1 cup sugar
- 2 tablespoons cornstarch
- 1 cup water
- 1 teaspoon vanilla extract
- Vanilla ice cream, optional

Preheat oven to 350°. In a large bowl, combine the first 4 ingredients. Cut in butter until crumbly. Press half into a greased 2-1/2-qt. baking dish or a 9-in. square baking pan. Cover with apples.

In a small saucepan, combine the sugar, cornstarch, water and vanilla. Bring to a boil; cook and stir 2 minutes or until thick and clear. Pour over apples. Sprinkle with remaining crumb mixture.

Bake 60-65 minutes or until apples are tender. Serve warm, with ice cream if desired.

APPLE PIE CUPCAKES WITH CINNAMON BUTTERCREAM

- 1 package yellow cake mix (regular size)
- 2 tablespoons butter
- 4 medium tart apples, peeled and finely chopped (about 4 cups)
- ¾ cup packed brown sugar
- 1 tablespoon cornstarch
- 1 tablespoon water

Frosting:

- 1 cup butter, softened
- 3 cups confectioners' sugar
- 2 tablespoons heavy whipping cream
- 1 teaspoon vanilla extract
- 1 ½ teaspoons ground cinnamon
- Thinly sliced apples, optional

Prepare and bake cake mix according to package directions for 24 cupcakes; cool completely.



In a large skillet, heat butter over medium heat. Add apples and brown sugar; cook and stir until apples are tender, 10-12 minutes. In a small bowl, mix cornstarch and water until smooth; stir into pan. Bring to a boil; cook and stir until thickened, 1-2 minutes. Remove from heat; cool completely.

Using a paring knife, cut a 1-inch-wide cone-shaped piece from top of each cupcake; discard removed portion. Fill cavity with apple mixture.

In a large bowl, combine the 5 frosting ingredients; beat until smooth. Frost cupcakes. If desired, top with apple slices to serve.



There's still time to participate!!! Join in the fun and make 22 quilted projects by the end of 2022 and your name will be entered into a special drawing held in December 2022. If you'd like to participate, fill in your name and 22 projects you'd like to finish this year on the list below. This is your list...you can add to it throughout the year if need be to have 22 projects or you can remove a project, or swap out projects, etc...you just have to have **22 Finishes in 2022** AND you must show each project at one of the guild's monthly show and tell. You can show multiple projects in one month. You also don't have to show a project every month, you just have to have **22 Finishes in 2022!** You will maintain your own list, but you must let Sharon Perry know you are participating.

 Cut along dotted line 

NAME: _____

| | |
|-----|-----|
| 1. | 12. |
| 2. | 13. |
| 3. | 14. |
| 4. | 15. |
| 5. | 16. |
| 6. | 17. |
| 7. | 18. |
| 8. | 19. |
| 9. | 20. |
| 10. | 21. |
| 11. | 22. |

GTR' GTR' GTR' GTR' GTR' GTR' GTR' GTR'
DONE DONE DONE DONE DONE DONE DONE DONE

2023 RAFFLE QUILT



Organized by Penny LaRochelle;
Quilted by Diane Comeau, CaDi Corners LLC

GUILD NEEDS A RAFFLE COORDINATOR

The guild needs someone to be the guild's Raffle Coordinator. The raffle is an important part of the guild; it helps fund the guild activities to include guest speakers and supplies for the comfort quilts.

Duties of the Raffle Coordinator include: coordinate ticket sales; hand out/mail raffle tickets (along with a picture of the raffle quilt) to all members; set up and maintain the raffle table at the quilt show; solicit donations for the basket of fat quarters (2nd prize) and gift basket (3rd prize); store Raffle Quilt until the quilt show; make quilt available to guild members who organize ticket sales at local events; collect money and raffle ticket stubs; turn raffle money over to the guild treasurer; and hold raffle at quilt show.

As a reminder, to remain a member in good standing and eligible to take guild workshops, each member must sell 2 packets of tickets. The tickets are 1 ticket for \$2, or 3 tickets for \$5.

IT'S THAT TIME OF YEAR AGAIN...MEMBERSHIP DUES!

September marks the start of a new membership year for the guild. The FCQG 2022-2023 membership form can be found [here](#).

Your completed membership form and your \$20 check, payable to FCQG, should be sent to Penny LaRochelle. Penny's address is included on the membership form.

Renew Your Membership Renew Your Membership



| | | | |
|---------|-----------|-----------|----|
| Teri | Brunelle | September | 2 |
| Laura | Olsen | September | 2 |
| Beverly | Cook | September | 4 |
| Helen | Bicknell | September | 12 |
| Dale | McFeeters | September | 12 |
| Gale | Weld | September | 12 |
| Nadine | Froebel | September | 13 |
| Carol | Parks | September | 27 |

...and many more!!!

Franklin County Quilters Guild Executive Board Meeting August 31, 2022 (cont. from page 3)

2023 Raffle Quilt: Penny showed the raffle quilt and presented several ticket selling opportunities. Suggestion was made to request of the general membership a volunteer Raffle ticket chairman. would be responsible to store quilt, manage ticket sales

Programs: Gale listed the programs for the upcoming membership year; see page 1 of this newsletter. Discussion on the Program director position having too many things so suggestion to move the monthly drawings to others. Denise Chase will manage the Comfort Quilt monthly drawing and Penny LaRochelle will manage the monthly membership drawing.

Laurel shared a letter of request for a charity quilt from the Catholic Daughters of America local chapter. It will be brought before the guild membership to vote on.

Laurel shared fabric pumpkins she made and donated them for drawings.

It was decided to table a discussion on reviewing the by-laws specific to the Program Director position to a later meeting.

Laurel asked for motion to adjourn meeting. Helen Short made the motion; Penny LaRochelle seconded. Motion carried and meeting adjourned at 8:35pm.

Respectfully submitted,
Diane Comeau

SEPTEMBER MEETING TO FEATURE QUILT BINGO AND POTHOLDER EXCHANGE

Along with enjoying an ice cream social at the guild meeting in September, members will be playing QUILT BINGO. In order to play you must make and bring your own game card(s) and buttons (or something to cover the squares...5 in a row makes a Quilt Bingo.



How to Make a QUILT BINGO Game Card

Materials for one (1) game card; it will measure 10½".

Each fabric must be chosen from one of the following categories: batik; floral; geometric; heart; leaf;

metallic; holiday; novelty; paisley; plaid; solid; star; stripe; or 1930's print. Use a black print for the center square.

- 5 (2 1/2") squares assorted yellow and orange prints
- 5 (2 1/2") squares assorted red prints
- 5 (2 1/2") squares assorted blue prints
- 5 (2 1/2") squares assorted green prints
- 4 (2 1/2") squares assorted pink and purple prints
- 1 (2 1/2") square black print

Block Assembly

- Referring to photo of block, join 5 yellow/orange squares to make one row.
- In the same manner, make 1 red row, 1 blue row, and 1 green row.
- Join two pink/purple squares. Make 2 pink/purple pairs. Join one pink/purple pair to each side of black square to complete this row.
- Join rows, placing free space (black square) row in the center, to complete one (1) QUILT BINGO Card block.

More detailed instructions to make a QUILT BINGO card can be found [here](#). Members can make as many fabric QUILT BINGO cards as they want. The fabric cards will be collected at the end of the meeting and will be used to make comfort quilts.

Members are also encouraged to make a potholder for the 2nd Annual Potholder Exchange. Bring your potholder to the meeting in a brown paper bag. Below are a few free patterns to make a potholder:

Hexie potholder:

<https://www.thesewingdirectory.co.uk/hexie-pot-holder/>

Double potholder with pockets:

<https://makeit-loveit.com/make-double-pot-holder-hand-pockets>

Starbright potholder:

<https://verykerryberry.blogspot.com/2010/12/starbright-pot-holdermugrug.html>

Simple potholder:

<https://radianthomestudio.com/how-to-sew-a-simple-potholder/>

Potholder and oven mitt:

<https://www.allpeoplequilt.com/bags-pillows-gifts/gifts/too-hot-to-handle>

Potholder with pockets:

<https://www.sewcanshe.com/blog/2017/3/22/patchwork-potholder-a-mini-quilt-for-your-kitchen-free-tutorial>

NEW MYSTERY QUILT PROJECT FOR 2022-2023 MEMBERSHIP YEAR

Greetings Guild Members! We are so excited about this year's Block/Project of the Month – but first let's talk about last year!!! Oh, my! It was SO amazing to see how all the participants put their own twist on the fun expressions of blocks using Primary Colors as the theme. Just in case you missed it, we put a short video on the Sugarhouse Facebook page from the June meeting AND there were others who I hope will be bringing their finished quilts for Show 'n Tell this month.

As you might recall, we wrapped up the year with a drawing for 6 participation prized where the starting level was making at least 1 block, all the way up to the grand prize – a fully completed quilted and bound quilt! We had over 22 participants, and the winners were:

| | | |
|-----------------------|-----------------------|------------------|
| 1 st Place | Quilted and bound | Teri Brunelle |
| 2 nd Place | Top completed | Gale Weld |
| 3 rd Place | 11-18 blocks complete | Beth Brault |
| 4 th Place | 6-10 blocks complete | Beth Mouser |
| 5 th Place | 2-5 blocks complete | Laurel Schaap |
| 6 th Place | At least 1 block made | JoAnne Champagne |

This year we are doing another Mystery Quilt but very different from last year. It has been designed as a queen-sized quilt, with other size layout options included. Just as we did last year, there will be a final wrap up and drawings – you won't want to miss!

At the September meeting, we will be providing 1 paper copy of the Materials list and the first block in the series for those interested in participating. The remaining months will be via email PDF. We will also have a sign-up for those who prefer to have paper copies for the remaining months. This is sure to be a fun sew along you won't want to miss! ~ Your Project Coordinators, Diane Comeau & Lucie Fortin

SUNSHINE CARDS FOR GUILD MEMBERS

If you know of a guild member who is in need of encouragement or comfort due to an illness, bereavement, etc., please contact Diane Comeau, 802-310-1837. She will send out an appropriate card.



205 DAYS AND COUNTING...UNTIL THE 2023 QUILT SHOW

Can you believe next April it will have been 4 years since guild members' quilts filled the City Hall auditorium? We were less than 4 weeks away from the opening of the quilt show in 2020 when Governor Scott shut down non-essential activities due to the spread of COVID. COVID also caused the guild to cancel the 2021 and 2022 shows. Let's keep our fingers crossed that the 2023 quilt show is a go!

With that in mind, it's never too early to start thinking about the quilt show in April. Helen Short and Teri Brunelle, the guild's 2023 Quilt Show Coordinators, are already in the planning mode for the show. Both City Hall and the quilt poles have been reserved. As a note, The 2023 Quilt Show will display the Primary Sampler Quilts made with the blocks patterns released last year. If you haven't finished yours, there's still time. Please sew a 4-inch wide sleeve on the top of your quilt in the event your quilt is hung. And a theme for the challenge has been decided.

2023 CHALLENGE QUILT

The 2023 Challenge Quilt will feature the Dresden Plate. An entire plate is not required. However, you must have a minimum of 4 sections of the plate. Those 4 sections do not have to be sewn together into a unit. Your plate sections do not have to be the same size nor made out of the same fabrics. The perimeter of your Challenge Quilt must be no more than 96 inches. **A sleeve for hanging is required.** Let your imagination run wild!



UPCOMING EVENTS

- **Exhibit of the 1863 Jane Stickle Quilt**, September 5th through October 10th, at the Bennington Museum, at 75 Main Street, Bennington, VT. For more information, visit the Bennington Museum website found [here](#).
- **Bennington Quiltfest 2022**, Saturday, September 17th and Sunday September 18th at Mount Anthony Union Middle School, 747 East Road, Bennington, VT. For more information, visit the Quiet Valley Quilters Guild website found [here](#).
- **2022 Harvest of Quilts Quilt Show & Mysterious Quilt Journey**, Saturday, September 24th, and Sunday, September 25th, at The Belknap Mill on Beacon Street, Laconia Senior Center at 532 Main Street, Lakes Region Mental Health Center Conference Center on Main Street, and various places in downtown Laconia, NH. For more information, visit the Belknap Mill Quilters Guild website found [here](#).
- **NH Quilters Harvest Shop Hop**, Thursday, October 13th through Saturday, October 15th. Find more information about the shop hop [here](#).

LINK TO BARN QUILT TRAIL OF NORTHERN VERMONT


<http://www.barnquiltsfornorthernvermont.org/>

NEWSLETTER IDEAS WANTED: Do you have a recipe you'd like to share with guild members? Or maybe you've found a great quilting website or blog you'd like to share. Or you've visited a quilt shop within an easy drive which had bargains or a fabric selection no quilter should miss. If so, send an email to vtquilter@gmail.com, and the newsletter editor will do her best to include it in the next newsletter. Although welcome, your input doesn't have to be a complete article. It could be a few bullets which convey your message. The editor will fill out the article as needed.

Deadline for articles for next newsletter:

Wednesday, September 28th, 2022

Please email articles to Sharon Perry, to vtquilter@gmail.com,
or mail to PO Box 517, Montgomery Center VT 05471



"Ah, September! You are the doorway to the season that awakens my soul." ~ Peggy Toney Horton