

Franklin County Quilters Guild

SUGARHOUSE GAZETTE

Saint Albans, Vermont



Volume 6, Issue 2
October 2014

<http://www.franklincountyquilters.org>

franklincountyquilters@gmail.com

President

Helen Short

Vice President

Kris Bachand

Secretary

Margaret Miller

Treasurer

Deb Dusablou

Newsletter

Sharon Perry

Librarian

Kay Benedict

Programs

Mary King

Peggy Paradee

Project Coordinator

Christy Mulyca

Membership

Char Mulyca

Quilt Show

Denise Chase

Dale McFeeters

Charity Quilt Coordinators

Jennifer Burt

Alyce Bushey

Denise Chase

Elaine Magnan

Gerda Thibault

President's Piece

Hello Everyone,

We're off to a great start! Margaret and I have been 'baptized' on stage with Pepsi! Members came to the rescue to clean up the mess while the meeting continued. This event will bring a smile to my lips for some time as I lick the chocolate I won off of them. I enjoyed Fern Mercure's program on how the Franklin County Barn Quilts came to be, and I can hardly wait to hear what ideas she has after her second trip to California.

Next month Christy Mulyca will teach us ways to use all the scraps we are accumulating. I've asked myself many times, 'Is this too small to keep?' I've tried to separate my scraps in bags by color. The idea was a good one but my follow through has been weak. We'll all get ideas on ways to organize and use our scraps from Christy. I am also anxious to see the stockings members have made for our soldiers and the colors for our next Block of the Month.

Sometime this year I feel the guild needs to investigate the pros and cons of being designated a 501c(3) organization by the IRS. One obvious advantage is when we ask for donations the businesses donating to us can claim the value of their donation on their income taxes. A disadvantage is that people will have to do the leg work looking into how we apply and possibly filing a tax return every year even though we won't pay taxes. As we grow we may take in so much money in a year that we'll have to file tax returns. And if we take in more than our expenses, we might have to pay income taxes.

Let's keep those registrations for the 2015 quilt show coming. As I've said, we're off to a great start.

Sincerely,
Helen Short

2014-2015 President

2014 – 2015 Guild Calendar

September 17th Ice Cream Social
(6:00 pm start!!!)

**October 15th Scraps, Scraps & More
Scraps...It's All About the Scraps
& Stockings (Doors open at 6:30 pm)**

November 19th Physical Therapy
with the Quilter in Mind

December 17th Holiday Potluck
(6:00 pm start!!!)

2014 – 2015 Guild Calendar

January 21st Trunk Show
with Bev Cook

February 18th Quilts & Appraisals
with Sandra Palmer

March 18th Quilt Show Prep
Member Demonstrations

April 10th Quilt Show Setup

2014 -2015 Guild Calendar

April 11th & 12th Quilt Show

April 15th Trunk Show
with Pamela Druhen

May 20th Trunk Show with
Richard Cleveland

June 17th Potluck &
Teacup Auction (6:00 pm start!!!)

FRANKLIN COUNTY QUILTERS GUILD

Minutes of September 17, 2014

Present: 62 members were present and enjoyed the annual ice cream social. The first 10 to pay membership dues were given a fat quarter. Nine new members joined the group.

The meeting was called to order by Helen Short, president, at 6:45 pm, after members enjoyed the ice cream social at 6:00 pm.

Program: Peggy Paradee introduced the guest speaker, Fern Mercure, who did a presentation on Vermont's barn quilts.

Secretary's Report for June 2014: Sharon Perry made a motion to accept; it was seconded by Roseanne Terrill. Motion carried.

Secretary's Report for the Executive Board Meeting in August 2014: Sharon Perry made a motion to accept; it was seconded by Denise Chase. Motion carried.

Treasurer's Report for September: Nancy Orcutt made a motion to accept; it was seconded by Bonnie Evans. Motion carried.

Reports:

2015 Quilt Show

- The quilt show was moved to April 11th – 12th because Easter falls on the first weekend of April.
- New award ribbons were proposed to the executive board and accepted. The guild will buy the printed fabric and the satellite group, Stitch and Bitch, will assemble them this year.
- Kay noted that 15 quilts have been registered for the show. Denise Chase won the early entry drawing.
- Sharon Perry explained the 2015 challenge: *I Never Met a Red I didn't Like*. Quilt size limited to 42" in red and white colors.
- Peggy Paradee and Mary King showed the new sandwich board to be used outside the quilt show.

2014 – 2015 Programs

- Peggy and Mary spoke further about future programs including: Stockings for Soldiers; Pamela Druhen; Richard Cleveland; Sandra Palmer; a physical therapist; Bev Cook's trunk show; and Christy Mulyca's scrap organization.
- Peggy and Mary will investigate a possible trip outside the area for guild members.
- **Christmas Stocking Project:**
 - Members are to take home the stocking pattern on the table, make Christmas stockings and bring back to the October meeting.
 - A list of approved items to fill the stockings along with the pattern will be available on the guild's website. EDITOR'S NOTE: We're working on it...
 - Extra approved items to fill the stockings will be available at the October meeting if the member needs more.

- Right now, the plan is to send the stockings to Afghanistan. Mary and Peggy are investigating other options to avoid huge postage costs for shipping.

Charity Quilt Programs

- Sizes were discussed for Charity Quilts. Laurie's House prefers twin size. Home Health would like lap size. Contact Denise Chase if you need fabric for a charity quilt. The guild has plenty.
- Quilt kits are always available on the table in the hallway. Please sign it out and sign back in when returned.
- There's a monthly drawing for the members who bring completed charity quilts.
- Jen Burt is in charge of the Purple Heart program.
- Gerda Thibault handles the Breast Cancer quilt program. A pieced top is given which will need to be completed.
- Denise Chase asks that we not date any labels on charity quilts. The charity quilt coordinators will date them when they are given.
- **2014 Charity Quilt:** The Montgomery Historical Society's letter advised they raised \$2500 for the 2014 Charity Quilt donated to them.
- **2015 Charity Quilt** will be given to Tim's House.

2015 Raffle Quilt is complete. Denise Chase will bring to the October meeting.

2016 Raffle Quilt:

- Two patterns were offered by Denise Chase for the 2016 Raffle Quilt.
- The pattern chosen was Darting Minnows.
- It will be a two-color quilt in blue and white.

Library:

- Kay Benedict advised we have 145 books in the library including the addition of 30 new books over the summer.
- She will bring a small assortment to the meetings.
- Any member can access the list on the website and email Kay to have one brought to the next meeting.

Newsletter:

- The Sugarhouse Gazette newsletter can be accessed at www.franklincountyquilters.org
- It will be posted at least one week prior to the monthly meeting.
- Start times for the meeting will be posted in the newsletter on the front page in the calendar at the bottom.

Sunshine Cards:

- Carolyn Kittell is in charge of the Sunshine cards.
- These are notes sent by the guild to cheer someone in a difficult time.
- Let Carolyn know if she needs to send a card out.

UFO Challenge:

- Kris Bachand is in charge of the UFO Challenge.
- Projects must be one year or older.
- See Kris if you want to be part of the fun.

Project Coordinator:**- 2014 -2015 Block of the Month (BOM)**

- It will be a two-color theme with a 10" finished (10½" unfinished) block.
- October colors are orange and white; block pattern can be found on page 5 of this newsletter.
- Make as many as you want. One entry into BOM drawing for each block made.

New Business

- Vietnam Vet Quilt Raffle quilt was donated by Bonnie Evans and Roseanne Terrill. Tickets will be for sale at the September and October meeting. Proceeds will benefit Vietnam Vet expenses not covered by VA.
- The guild bylaws are in need of review and updating. Bonnie Evans, Sharon Perry and one new unselected member will work on them.
- There's already one new charity quilt request from the Franklin County Humane Society.
- The guild will investigate obtaining 501(c)3 tax-exempt status for nonprofits.

Monthly Drawings**Door Prize:**

- Gail Perras won the monthly door prize drawing.
- The prize was donated by Nancy's Notions.

Charity Quilts:

- Helen Short won the monthly charity quilt drawing.

- The prize was donated by Hannaford.

Show and Tell

Next Meeting: Wednesday, October 15th, 2014; guild member Christy Mulyca will be talking about Scrap Organization: Scraps, Scraps & More Scraps...It's All About the Scraps!!!

Meeting adjourned at 8:38 pm

Minutes submitted by Margaret Miller

GUILD SECRETARY NEEDED

Margaret Miller cannot continue as the guild secretary due to work and personal commitments. If anyone is interested in the position, please contact Margaret at 524-1976 or maygrit06@hotmail.com.

QUILT TIPS


- In addition to the usual information, transfer or print a photo of yourself onto the quilt label as documentation. Think of how much fun it will be years later to see how you looked when you completed the quilt.
- Put together an emergency kit of hand piecing that you always have in the car. If you get stuck somewhere, you can work on this special project.
- When changing the needle in your sewing machine, insert a piece of paper or cloth over the throat plate before loosening the needle. This keeps the needle from falling down into the machine through the hole in the throat plate.
- To mark your cup at a quilt retreat or sewing day, have each quilter tie a small piece of fabric from the project she is working on to the handle of her cup. This will keep the cups from getting mixed up and is sure to be a hit with everyone.
- Whenever you find an article or pattern in a magazine, scan it onto a dedicated USB thumb drive for all your quilt patterns. You'll be able to find the article or pattern and then make a hard copy if needed later.
- Attach a stack of several sticky notes to the machine throat plate to create a quick seam guide that can be quickly removed when not needed.
- A small embroidery floss container is perfect for storing sewing machine needles. You can store a different size in each compartment so it's easy to find the one you need.
- Keep a lint roller by your ironing surface to keep the surface clear of threads.
- Having a bad day...each some chocolate...it's always a good day when you can eat chocolate!!!

FCQG Projects 2014-2015 Block of the Month

It's a Two-Color themed year!


All the blocks are 10" finished and can be found at www.quilterscache.com.
So here is a little excitement to know the patterns, but you have to wait for each month to find out what color the month will bring! ☺

Broken Arrows




Hand out in Sep,
due at Oct meeting

Double Wrench




Hand out in Oct,
Due at Nov meeting

Single Chain and Knot




Hand out in Nov
due at Dec mtg

Queen Charlotte's Crown




Hand out in Dec
due at Jan meeting

Goshen Star




Hand out in Jan,
due at Feb meeting

Dewey Dream Quilt



Hand out in Feb,
due at Mar meeting

Home Circle



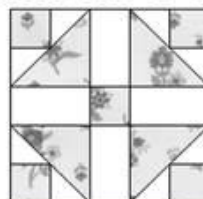
Hand out in Mar,
due at Apr meeting

Domino



Hand out in Apr,
due at May mtg

Grandmother's Choice




Hand out in May,
due at Jun meeting

The pattern can be found at:
<http://www.quilterscache.com/B/BrokenArrowsBlock.html>

** Supplies List **



Color 1 needs: one 2-1/2" square AND one 2-1/2" x 10" strip AND one 4-7/8" x 9-3/4" strip

Color 2 needs: one 2-1/2" x 10" strip AND one 4-7/8" x 9-3/4" strip



First sew the Color 1 and Color 2 2-1/2" x 10" strips right sides together along one long edge using a scant 1/4" seam allowance. Press seam to darker side. Cut this apart at 2-1/2" intervals to get four pieced units...

Next speed piece the half squares, by stacking the Color 1 and Color 2 4-7/8" x 9-3/4" strips, right sides together and all edges aligned. On the back of the top strip, lightly mark the 4-7/8" square line and mark the diagonals in the direction shown at left. Now sew a SCANT 1/4" above and below the marked diagonals, pivoting at the square lines. Now cut apart ON the marked diagonals, and on the 4-7/8" square line. This will give you four half squares. Press seam allowances towards the darker fabric. Trim these back to measure 4-1/2" if needed...



Lay out all units as shown at left. Now sew three horizontal rows, again using a scant 1/4" seam allowance. Press the top and bottom row seams to the outside, and the middle row seam to the center. Join the rows to finish your block...on to Page 2!

Christy's Tips:

COLOR ON THIS ONE IS TRICKY! THE DIRECTIONS LOOK OPPOSITE!
 Be careful the placement direction of your HST's. Follow the picture I cut my HST fabrics at 5" and then trimmed down for better accuracy.

FCQG BOM October 2014

It's a Two-Color themed year!

The October colors are **ORANGE & WHITE**

Bright, bold and happy orange that reads solid.

White should be tone on tone or solid.

This months pattern is

Broken Arrows

It will be handed out at the Sep meeting, returned at the Oct meeting.

Questions? Visit our FB page at
www.facebook.com/groups/FCQGV
 or email Christy at ArmyBratQuilts@gmail.com

There is a setting idea on the pattern website.



TREASURER'S REPORT FOR OCTOBER 2014**FRANKLIN COUNTY QUILTERS GUILD**

Treasurer's Report -- October 15, 2014

Opening Balance	\$4,058.80
-----------------	------------

Funds collected	
-----------------	--

<i>Total Funds Collected</i>	\$0.00
------------------------------	--------

<i>Sub-Total</i>	\$4,058.80
------------------	------------

Funds paid out	
----------------	--

Church of the Rock, Oct rent	\$40.00
------------------------------	---------

Gerald Perry, Room set-up for Oct	\$35.00
-----------------------------------	---------

Fern Mercure, Guest speaker "Barn Quilts"	\$50.00
---	---------

Mary King, Fat quarters monthly drawings	\$70.41
--	---------

<i>Total Funds Paid Out</i>	\$195.41
-----------------------------	----------



Grand Total	\$3,863.39
--------------------	-------------------

2014 YTD Collections: \$2,468.00

Respectfully submitted,
Deborah L. Dusablon, Treasurer
10/15/14

**VISIT THE FRANKLIN COUNTY BARN QUILT TRAIL
ON THE GUILD'S WEBSITE AT**

<http://www.franklincountyquilters.org/fcbqt/index.html>



Deadline for articles for next newsletter:

Wednesday, October 29th, 2014

Please email articles to Sharon Perry, vtquilter@gmail.com, or mail to PO Box 517, Montgomery Center VT 05471

ON THE WEB...PATTERNS FOR OCTOBER

AUTUMN QUILTS FEATURING PUMPKINS: http://www.favequilts.com/Fall-Quilts/12-Pumpkin-Patterns-Free-Tutorials-for-Fall-Quilts#Pumpkin_Patterns_for_Fall_Quilts

CRAZY PATCH PUMPKIN (PAPER-PIECED PATTERN): <http://www.fvqg.org/05archiv/1005.htm>

GHOST: <http://piecebynumber.com/ghost.htm>

COUNTRY PUMPKIN PATCH: <http://lifestyle.howstuffworks.com/crafts/quilting/patterns/country-pumpkin-patch-quilted-wall-hanging-pattern.htm>

SCARECROW'S PUZZLE: http://www.quiltersnewsletter.com/content_downloads/SCARECROWS_PUZZLE.pdf

BOO WALL-HANGING: <http://fabricmill.blogspot.com/2012/08/boo-wall-hanging.html>

MAPLE LEAF TABLE RUNNER: <http://anjanettk.com/2012/09/24/im-ready-for-fall-with-a-charm-leaf-tutorial/>

EASY MAPLE LEAF QUILT PATTERN: <http://quilting.about.com/od/quiltpatternsprojects/ss/autumn-leaves-quilt-pattern.htm>

QUILTED LEAF POTHOLDER <http://www.buttonsandbutterflies.com/2013/10/quilted-leaf-potholders-tutorial.html>

FEATURED ONLINE TUTORIAL:**THE FALLING TRIANGLES QUILT: EASY QUILTING WITH LAYER CAKES!**

From Missouri Star Quilt Company

<http://www.youtube.com/watch?v=jnQ1ajB8iK4&list=UUWnhR7raxVFDHmDXqCIzuAw>

2014 - 2015 UFO UNFINISHED OBJECT CHALLENGE

Fill out the attached list (on next page) and return to Kris Bachand at the September meeting, the earliest meeting you can, or e-mail her one at bachandkris@yahoo.com.

Here are the rules:

- 1) It must have been started at least a year ago from September 2014. If you have been working on it on a regular basis, at least once a month, it's a Work In Progress – not a UFO.
- 2) If you started it a year ago this last November put it on the November line or after. Just to be clear, these are guidelines, I really don't care, and I don't think anyone else will check.
- 3) If you don't know where it is, found it at the bottom of a pile, or you started it more than a year ago I think we can agree it's a UFO. If you started it more than 20 years ago, congratulations, YOU are my favorite!!
- 4) You must show and tell, provide a picture of, or a witness to the completion of the quilt.
- 5) This year there points awarded, HOW FUN!!
 - a. ONE point to the first person to give me a completed UFO list, no later additions...so be sure.
 - b. ONE point for each finished quilt.
 - c. ONE additional point for any quilt shown in the month it is listed.
 - d. TWO points for each additional quilt finished in a month.
 - e. FIVE points for anyone who completes every quilt on their list. This could involve some serious strategy on your list making plans.

The participant with the most points after the June 2015 meeting can let me know the name of their favorite quilt shop and I will get you a \$25 gift certificate.

No matter what, the less UFOs there are in the world, the warmer and more beautiful a world it will be. So let's sew!



September_____

February_____

October _____

March _____

November_____

April _____

December _____

May_____

January_____

June _____



[illegible]

This image shows a single sheet of white paper with horizontal blue ruling lines. The lines are evenly spaced and run across the width of the page. There are no margins, text, or other markings on the paper.



As some may know Bonnie Evans and her husband Mike have been actively helping local veterans, particularly from the Vietnam era, with quilts over the last few years; some of you may have personally helped. This year Bonnie and Mike decided to do a raffle to help the local chapter out. The chapter was thrilled especially because they knew Bonnie would do most of the work!! Rose Terrill donated a large lap size quilt...not patriotic, but very country looking. First prize is obviously the quilt; 2nd prize is \$100.00 gas card from Maplefields; 3rd is ½ gallon of syrup from the Talcott Family; and the others so far include gift cards from Hannaford's and O.C McCuins in Highgate. Bonnie and Mike have offered a "little something" at each venue as a special drawing that day. Bonnie would like to sell tickets at the guild's September and October meetings. At the October meeting there will be a really nice basket of fabric packs, patterns and other new quilting goodies. If you buy a book of tickets for \$5.00 at either meeting, Bonnie will draw from only those tickets to win this great prize. The final raffle drawing will be done after the Veteran's Day parade by one of the local veterans. Bonnie and Mike have specified that the money raised be used only to help out the Vietnam Vets who might need help that the VA doesn't cover; fuel, or groceries, or even building materials for a ramp, were some of the suggestions. They don't want it used to cover administrative costs. The guild is always so generous for those in need. Hopefully guild members might like to support this effort.

If you haven't renewed your membership yet, fill out the form below and either bring it to the October meeting or mail the completed membership form below, along with a check for \$15 payable to FCQG, to Char Mulyca, 1382 Pleasant View Road, Richford, VT 05476. If you have any questions for Char you can email her at ctcquilts@yahoo.com or call her at 848-9072.

 Cut along dotted line: 



Registration Form

Name: _____

Address:

Telephone number:

Email Address:

Please mark:

New Member

1

or

Renewal

7

Birthday: Month_____Date_____ONLY!!

UPCOMING EVENTS

Quilting in the Land of Milk and Honey, October 11th – 12th, 2014: Sponsored by the Milk and Honey Quilters' Guild at the Middlebury High School, 73 Charles Avenue, Middlebury, VT. Show Hours: Saturday, 10 am – 5 pm; Sunday, 10 am – 3 pm. Admission: \$5.

32nd Annual Quilt Show, October 18th - 19th, 2014: Sponsored by the Champlain Valley Quilters' Guild of VT. The CVQG Quilt Show is joining with Green Mountain Rug Hooking Guild, Fiber Arts Co-Op, and the Green Mountain Alpaca Association for a veritable Festival of Fiber Arts at the Champlain Valley Expo, Essex Junction. Show hours: Saturday, 10 am – 5pm; Sunday, 10 am – 4 pm. Admission: \$6. Quilt Show features quilts, vendors, crafts, café, Raffle Quilt & Baskets, demonstrations, and special displays. For further information, visit www.cvqgv.org.

A Quilters Gathering, November 6th – 9th, 2014: Sponsored by the Eastcoast Quilters Alliance 3 at the Radisson Hotel, Downtown Manchester, NH. Show hours: Thursday through Saturday, 10 am - 6 pm; Sunday, 10 am - 3 pm. Admission: One-day pass, \$10; Multi-day pass, \$12.

Fall Craft Show, November 15th – 16th, 2014: At the Collins Perley Sports Complex on Rt. 104 in St. Albans. Show hours: Saturday, 9 am – 4 pm; Sunday, 9 am – 3 pm.

Craft Vermont, November 21st – 23rd, 2014: Annual fine craft and art show at the Sheraton Conference Center in Burlington. Show hours: Friday, 10 am – 8 pm; Saturday, 10 am – 6 pm; Sunday, 10 am – 5 pm.

Don't forget to bring:

- Completed membership form and \$15 cash or check payable to FCQG for membership dues
- Completed forms for early quilt show registration
- Money for local vets
- Christmas stockings
- Items for Show and Tell & UFO Challenge

Franklin County Quilters Guild
c/o Sharon Perry
PO Box 517
Montgomery Ctr VT 05471

