

Franklin County Quilters Guild

SUGARHOUSE GAZETTE

Saint Albans, Vermont

<http://www.franklincountyquilters.org>

franklincountyquilters@gmail.com



Volume 17, Issue 3
November 2024

Co-Presidents

Jean Anne Branch
Mary Jane Rossi

Vice President

Bonnie Evans

Secretary

Gale Weld

Treasurer

Deb Dusablon

Newsletter

Sharon Perry

Programs

Cathy Carlson
John Rouleau

Project Coordinator

Carol Stanley

Membership

Penny LaRochelle

Quilt Show

Mary King
Beth Mouser

Website

Scott Perry

Comfort Quilts Coordinator

Denise Chase

2025 Raffle Quilt

Laurel Schaap

2025 Charity Quilt

Sharon Perry & Denise Chase

President's Piece

November greetings,

November slips slowly into that time of year that some of us dread...those crispy mornings when everything is covered with a beautiful white 'frosting' that magically appears while we're sleeping and melts away slowly in the morning sun! The rainy days are colder, damper, raw. The gray skies seem heavy enough to dip down and cover everything with a thick coat of that dull gray. The leaves are mostly gone, gardens are cleaned out and we are preparing for the holidays. Guess it's time for charging up an "Attitude of Gratitude".

There is much we can appreciate in our corner of the world and beyond. First, how about the fact that we don't have any more political advertising on television 24/7? What a relief it always is to put election season to rest. For that and for our freedom to vote without fear or repercussions, we should be grateful.

Second, the freedom to vote and live in a democracy comes from the service provided to us by all the men and women who serve or have served in our military forces. The gratitude we all share for that service is deep and ongoing. A special thanks to our Guild members who served our country. We honor and respect you.

Finally, as Thanksgiving nears, we have an opportunity to express our gratitude for the people in our lives who have made a difference. Perhaps, this month, we all take the time to tell those who contribute to our happiness and well-being how grateful we are for them: what they do and what it means to us. This quote resonates with the idea of a gratitude attitude: "Gratitude unspoken is like a wrapped gift never given". Now's your chance! Just say it! Perhaps before plates are filled on Thanksgiving Day, we all take a moment to share something for which we are grateful. By the time everyone around the table speaks, the smiles will appear and hearts will be as full as stomachs!

As Henry Ford said, "Coming together is a start, staying together is progress and working together is success." We are deeply thankful for all you do to ensure the continuing success of our Guild.

Piece by piece,

Jean Anne Branch
2024-2025 Co-President

Mary Jane Rossi
2024-2025 Co-President



2024 – 2025 Guild Calendar

September 18th Trunk Show
with Debi Montgomery
& light refreshments

September 19th Mystery Quilt
Workshop with Debi Montgomery
Holy Trinity Episcopal Church (Swanton)

October 16th Trunk Show with
Denise Chase, Ice Cream Social,
and Brown Bag Exchange

*November 20th Trunk Show
with Karen Abrahamovich*

2024 – 2025 Guild Calendar

*November 23rd Workshop with Karen
Abrahamovich, NMC Conference Room*

December 18th Holiday Potluck
and Gift Exchange

January 15th Virtual Trunk Show
with Linda Diak **ON ZOOM**

February 19th Pam Weeks' Lecture on History of
Soft Protest Storytelling in Textiles **ON ZOOM**

February 22nd Workshop with Nanc Ekiert,
NMC Conference Room

March 19th Guild Members'
Skill Sharing Session

2024 – 2025 Guild Calendar

March 22nd Quilted Jacket Workshop with
Janice Roy, NMC Conference Room

April 4th Quilt Show Set-Up

April 5th & 6th 25th Annual Quilt Show

April 16th Strippers Night!
Left-Right-Center Strip Poker Game

May 21st Modern Quilts with Jess Peck
Brown Bag Exchange (return)

June 18th Potluck & Trunk Sale
All proceeds to benefit the guild
(Doors open at 5:30 pm; potluck at 6 pm)

Franklin County Quilters Guild

Co-Presidents: Jean Anne Branch and Mary Jane Rossi

Location: Church of the Rock, St. Albans, VT

Minutes for General Membership Meeting

Wednesday, October 16, 2024

The meeting was called to order at 6:30 PM by Jean Anne Branch. She greeted all members in attendance. The meeting started with Jean Anne sharing a story about Carolyn Mazloomi PhD an American curator, quilter, author, art historian, and aerospace engineer. A strong advocate for presenting and documenting African-American-made quilts.

Jean Anne read a profound quote as a source encouragement for members, *“Quilting is a tradition and a mode of expression that is both intimate and esteemed. Every human being has an intimate relationship with cloth. It is the first thing we are swathed in at birth, and the last thing that touches our body upon death. Through the nuance of textile, difficult stories can reach audiences across identities and generations from a place of care, peace, and nurture.”*

She then read a thank you note from a family who had experienced a home fire and received a comfort quilt from the FCQG, presented to them by a guild member.

Meeting was then lead by Mary Jane Rossi, Co-President.

Consent Agenda: A motion was made by Deb Trahan and 2nd by Laurel Schapp to accept Minutes of the September 18th meeting. A motion was made by John Rouleau to accept the Treasurer’s report and 2nd by Carol Parks of the September 18th meeting. Motion carried.

Chair Reports:**Quilt Show** (Mary King & Beth Mouser)

- Mary mentioned there is no new information at this time. She will update in the Spring.
- Penny reported there are 9 quilt entries to date with several on the way. Please submit your quilt entries. Penny provided quilt show entry forms, and these are also available on the website under Quilt Show forms or [here](#).

Marketing and Mentoring (Peggy Paradee & Shirley Babcock): Peggy reiterated their efforts to promote the guild. Front Page Forum has proven to be the most beneficial resulting in a number of new members. Membership mentoring plans are being considered for both new and current members.

Comfort Quilts (Denise Chase)

- Denise explained program. She brought with her a few quilt kits for members to take and complete. Some of the kits are for piecing, some quilting only.
- As a reminder there is a binder on the table to sign out a kit as well as to sign in upon return. There is no timeframe.
- Members who make a comfort quilt using their own materials should sign in the donated comfort quilt.
- Denise asked members to let her know about those in need of a comfort quilt.

2025 Guild Charity Quilt (Sharon Perry & Denise Chase)

- Sharon reiterated the guild charity quilt is made by members, for a charitable organization to use for fund raising purposes.

- Quilt this year will be a 4-patch. Kit bags designed with full instructions were made available for completion (70 kits available).
- Please return completed blocks at the November meeting.
- Charities from Franklin and Grand Isle Counties who anticipate they can sell \$1,000 in tickets can apply for this quilt.
- Letters of interest can be made to Jean Anne Branch (2 Evergreen Dr., Unit 102, Milton, VT 05468) or Mary Jane Rossi (100 Kennedy Drive #18, South Burlington, VT 05403); deadline is January 31, 2025.
- One request has already been received. Members will vote for charity selection at the March, 2025 meeting.

2025 Raffle Quilt (Laurel Schaap & Sharon Perry)

- 2025 Raffle Quilt pieced by Laurel Schapp, and longarm quilted by Diane Comeau. Photo of this quilt was passed around for viewing.
- Sharon reiterates our main fund raiser is the yearly Raffle Quilt. Each guild member must sell 2 packets of tickets to support the raffle.
- Tickets were distributed to members in attendance. Plan is to distribute the 2 packets of tickets to each member. Members are encouraged to contact Sharon for more tickets as needed, and to sell as many as they can.
- Tickets will also be sold during the 2025 Quilt Show in April, where the winning ticket will be drawn.

Sugarhouse Gazette (Sharon Perry)

- The newsletter can be found online [here](#). Each newsletter comes out at least 2 weeks before each meeting. Items for the next newsletter are due to Sharon by October 30th, which is the last Wednesday of the month.
- Send information to Sharon via email.

Membership (Penny LaRoche)

- Penny reported a total of 65 paid members including 1 new member.
- There are 46 members in attendance along with 3 guests.

Block of the Month Project (Carol Stanley)

- Carol briefed members about the BOM project. She encouraged members to participate and to learn a new technique using scraps. Each month she will share the color scheme, suggesting we make as many blocks as we want.
- Reminder to enter your name for BOM raffle for each block returned.
- The November BOM is called “Crosswalk” by Missouri Star Quilt Company. Permission granted to use this pattern. Pattern link ([here](#)) provided in the newsletter, located on FCQG website under PROJECTS, and will be posted on our private FB page. In addition, you can search Missouri Star Quilt Company for their tutorial.
- Carol was thrilled to announce that approximately 130 blocks were made for this month’s BOM project and that there will be 2 raffle drawings.
- Winners: 1) Cindy Metayer 2) Helen Bicknell

Programs & Workshop Announcements for 2024-25

(Cathy Carlson & John Rouleau)

- Cathy described the November 20th program – A Trunk Show with Karen Abrahamovich, creator of “Love My State Quilt Patterns”.
- Learn Karen’s technique for strip piecing by column during (*Minutes continued on page 4*)

TREASURER’S REPORT FOR NOVEMBER 2024

FRANKLIN COUNTY QUILTERS GUILD
Treasurer's Report -- November 20, 2024

Opening Balance		\$10,039.30
Funds collected		
Membership	\$200.00	
Debi Montgomery, Sept presentation/workshop	\$40.00	
Karen Abrahamovich, Nov Presentation/Workshop	\$385.00	
Raffle tickets	\$160.00	
QS Vendor fee	\$50.00	
Total Funds Collected	\$835.00	
	Subtotal	\$10,874.30
Funds paid out		
Rodney Whiting, Oct room setup	\$50.00	
Beaver Valley Storage, Guild's storage unit (Oct '24-Sep '25)	\$1,070.00	
Laurel Schaap, Guild's storage unit (Jan-Sep 2024)	\$765.00	
Carol Stanley, BOM copies	\$7.95	
Bonnie Evans, Ice cream social	\$42.34	
Total Funds Paid Out	\$1,935.29	
	Grand Total	<u>\$8,939.01</u>

2024 YTD Collections: \$10,084.05

Respectfully submitted,
Deborah L. Dusablon, Treasurer



VERMONT QUILTER AND PATTERN DESIGNER VISITS GUILD ON NOVEMBER 20TH

Karen Abrahamovich, a Vermont quilter and pattern designer, will be the guest speaker at the guild’s November meeting. Through her trunk show, she will tell us about her quilting journey to include designing quilts for all 50 states plus all the provinces of Canada and some countries. Her inventory of patterns continues to grow as she creates new patterns for more countries.

Most recently, Karen was the featured artist at the quilt show sponsored by the Champlain Valley Quilters Guild in late April. And last year, Karen and her husband took her patterns to the fall Quilt Market in Houston, Texas. Quilt Market is trade show for the quilting and textile industries. You can ask her all about her experience in Houston at the meeting.

Karen will also conduct a workshop on Saturday, November 23rd at the NMC Conference Room. The cost of the workshop is \$55. Your payment guarantees your spot in the workshop. More information about the workshop can be found on page 7 of this newsletter.



MONTHLY MEETING FORMAT

Unless otherwise noted, the monthly guild meeting will follow the following format.

- 6:00 pm Doors open
 Sign in at membership table
 Sign up for monthly drawing if you haven't won this year
 Sign up for BOM raffle if you made one
 Sign up for comfort quilt drawing if you made a comfort quilt
- 6:30 pm Business Meeting
 Program for the evening
 Short Break as appropriate
 Show and Tell



October 16, 2024 Guild Meeting Minutes (Cont.)

- her workshop held on November 23rd at the NMC conference room. Noted: Yankee Pride sells her patterns. (Fee to attend is \$55. Send check to Deb Dusablon, Treasurer). Please refer to the October newsletter for complete details.
- Cathy mentioned another workshop opportunity planned for February. Instructor is guild member, Nanc Eikert.
- Nanc briefed the guild on what to expect in her upcoming workshop referred to confetti or shredded art quilting. Workshop will be located at the NMC conference room. Please refer to the newsletter for complete details.
- Cathy introduced tonight's Program, Denise Chase "Trunk Show". Denise is a longtime guild member and will be sharing her latest quilts. She is proficient in quilt appliqué, and hand-quilting.

Other Business:

- Bonnie Evans, Vice President announced that the November meeting location is currently being sought after. The Church of the Rock will be under construction in November, so we cannot meet in this location. She has an e-mail out to her contact at NMC to inquire about the use of the NMC conference room for the evening of November 20th. Notice with confirmed change in location forthcoming.

Drawings:

- Peg Reed won the membership door prize.
- Lauretta Chalifoux won the comfort quilt door prize.

A motion to adjourn the meeting was made by Sharon Perry, 2nd by Carol Parks. The motion carried, and the meeting adjourned at 8:35 PM.

Respectfully submitted,
 Gale Weld, Secretary



CHANGES TO THE COMFORT QUILT PROGRAM...FOR NOW

Starting immediately, the comfort quilt program will not accept any more quilt tops until the current backlog of 44 tops has been quilted. There are several small quilts that could easily be quilted on a domestic machine so we are not necessarily looking only at our longarm quilters.

It would only follow that we make the same changes to our "Show and Tell" part of the meeting. Show and Tell will only include completed quilts, no more quilt tops.

For one thing, a completed quilt has a much better look than a top. Also Denise Chase, the guild's Comfort Quilt Coordinator, has found herself counting the quilt twice as it makes its way through Show and Tell twice. An exception will be made for any comfort quilt top that will be completed and given away before the next meeting.

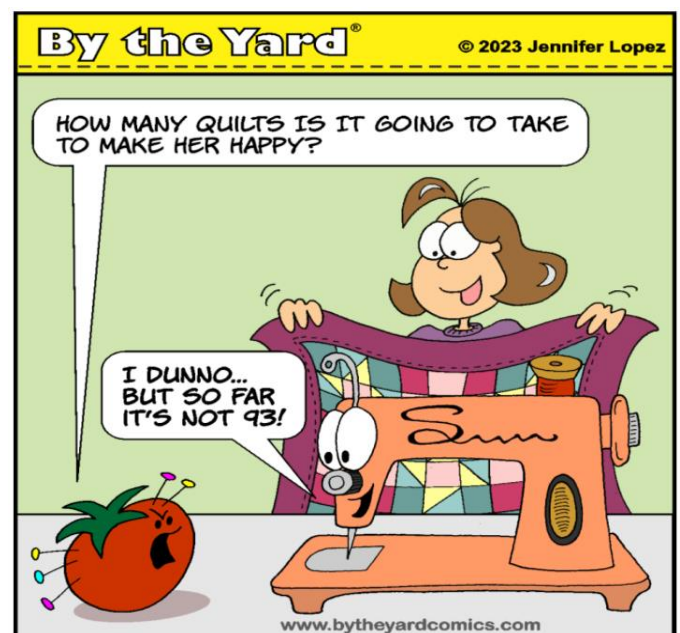


IT'S THAT TIME OF YEAR AGAIN...MEMBERSHIP DUES!

September marked the start of a new membership year for the guild.

Here are the details for this year's membership dues:

- The FCQG 2024-2025 membership form can be found [here](#).
- Your completed membership form and your \$20 check, payable to FCQG, should be sent to Penny LaRoche. Penny's address is included on the membership form.





Join in the fun and make 24 quilted projects by the end of 2024 and your name will be entered into a special drawing held in December 2024. If you'd like to participate, fill in your name and 24 projects you'd like to finish this year on the list below. This is your list...you can add to it throughout the year if need be to have 24 projects or you can remove a project, or swap out projects, etc...you just have to have ***24 Finishes in 2024*** AND you must show each project at one of the guild's monthly show and tell. You can show multiple projects in one month. You also don't have to show a project every month, you just have to have ***24 Finishes in 2024!*** You will maintain your own list, but you must let Sharon Perry know you are participating.

 Cut along dotted line

NAME: _____

1.	13.
2.	14.
3.	15.
4.	16.
5.	17.
6.	18.
7.	19.
8.	20.
9.	21.
10.	22.
11.	23.
12.	24.

CTR' CTR' CTR' CTR' CTR' CTR' CTR' CTR'
DONE DONE DONE DONE DONE DONE DONE DONE

BLOCK OF THE MONTH (BOM)

The block handed out at the September meeting is called Crosswalk; instructions for the block can be found [here](#). Carol Stanley, this year's Project Coordinator for the guild, to use a fun novelty print for the 5" square in the block.

If you turn a block in, you get to enter your name in the BOM Drawing. You can make as many blocks as you want and enter your name a corresponding number of times. If you win all the blocks, they are yours to keep.

You can only win the blocks one time in a membership year which runs from September through June. If you win, you're asked to continue making the monthly BOM so the other winners have a similar number of blocks.

SUNSHINE CARDS FOR GUILD MEMBERS

If you know of a guild member who is in need of encouragement or comfort due to an illness, bereavement, etc., please contact Diane Comeau, 802-310-1837. She will send out an appropriate card.



QUILT TIPS

- Have no fear; it's just fabric. Fear of "wasting" your materials will hold you back. Cut it up. Make mistakes. Learn from those mistakes and grow.
- Square your half-square triangle blocks. They always go wonky.
- Accurate piecing begins with accurate cutting. Try nonslip grips for the back of your rulers if you are having a hard time. Use sharp blades in your rotary cutter.
- A design wall is a great way to play around with pieces. Put some batting on something like a 4x8 sheet of foam insulation, and mount it on a wall. Friction will keep fabric in place, but you can also pin larger pieces. It can be reassuring to work out a design before you start sewing blocks together.
- Sew your stash...before heading out and buying all new fabric for a quilt, double check your stash first.
- Don't be afraid to improvise and make your quilt your own.
- There are no mistakes in quilting, just design opportunities.
- Done is better than perfect!



Sharon	Perry	November	2
Diane	Verrett	November	2
Mary Ellen	Therrien	November	5
Linda	Dodd	November	6
Bonnie	Evans	November	10
Maggie	Stockwell	November	24
Dorothy	Pratt	November	26
Nanc	Ekiert	November	28

...and many more!!!



Strip Piecing Reimagined – Karen Abrahamovich

Learn Karen's technique for strip piecing by column.

Make a unique quilt for yourself or to give as a gift! Learn directly from the quilt designer!

This 6 hour workshop will give you all the tips and tricks to make your quilt go together easily.

Both beginner and experienced quilters will enjoy their results!

You can choose to make a variety of sizes depending on which design you choose.

The only preparation prior to class is to choose your design and purchase your pattern (either from your local quilt shop if they carry it or from Karen's Etsy site you can purchase a pdf pattern to print out!)

www.Etsy.com/Shop/QuiltVtShop

Then choose your fabrics and cut your strips prior to class (strip width will be 1", 1.5", 2" or 2.5" depending on what quilt size you are making) – just cut strips by width of fabric – the remaining cutting will be done in class

You have many designs to choose from – all use the same technique:

Love My State Quilt Patterns

Designed by Karen Abrahamovich

All state and country patterns include directions for 4 quilt sizes (small wall hanging or pillow, Medium & Large wall hanging or baby quilt, Throw/Lap Quilt)

Countries and Continents Quilt Patterns – designed by Karen Abrahamovich

All patterns include instructions for 4 sizes – all strip pieced in columns (no paper piecing or applique!)

Teddy Love – A Baby Quilt or Wall Hanging

Bunny Love – A Baby Quilt or Wall Hanging

Other supplies needed for class:

Sewing machine (with 1/4 inch foot)

• Thread

• Pins

• Ruler, tape measure and Rotary cutter (for subcutting the pieces to size)

• Pencil

• Scissors

Also helpful if you have them:

Wonder Clips, Quilter's Magic Wand (Studio 180)

Note: you may find the 1" strip width challenging for your first project.



RECIPE CORNER

SWEET POTATO PIE

9-inch prepared pie crust

¼ cup finely chopped pecans

3 to 4 tablespoons cold water

3 large eggs

30 oz sweet potatoes, peeled, cubed & cooked

1 can (14 oz) sweetened condensed milk

1½ to 2 teaspoons pumpkin pie spice

1 teaspoon vanilla extract

½ teaspoon salt

In a food processor, combine the eggs, sweet potatoes, milk, pumpkin pie spice, vanilla and salt; blend until smooth. Pour into prepared crust.

Bake at 425° for 15 minutes. Reduce heat to 350°; bake 30-35 minutes longer or until a knife inserted in the center comes out clean. Cool on wire rack. Garnish with whipped cream and toasted pecans if desired.

TURKEY SWEET POTATO CHILI

1 pound ground turkey

1 small onion, chopped

2 cups chicken broth

15 oz sweet potatoes, peeled cubed & cooked

1 can (4 oz) chopped green chiles

1 tablespoon chili powder

1 teaspoon garlic powder

1 teaspoon ground cumin

1 teaspoon curry powder

½ teaspoon dried oregano

½ teaspoon salt

1 can (15½-oz) Great northern beans, rinsed & drained

Optional: Sour cream, fresh cilantro & red onions

In a large skillet, cook turkey and onion over medium heat until turkey is no longer pink and onion is tender, 5-7 minutes, breaking up turkey into crumbles; drain. Transfer to a 3- or 4-qt. slow cooker. Stir in broth, sweet potato puree, chiles and seasonings. Cook, covered, on low 4-5 hours. Stir in beans; cook until heated through, about 1 hour. If desired, top with sour cream, cilantro and red onions.

SMOKY SWEET POTATO & BLACK BEAN ENCHILADAS

1 large sweet potato, cubed

1 small onion, chopped

1 small sweet red pepper, chopped

½ cup minced fresh cilantro

1 teaspoon smoked paprika

½ teaspoon garlic powder

½ teaspoon ground cumin

½ teaspoon ground coriander

½ teaspoon pepper

1 can (15 oz) black beans, rinsed and drained

1 can (15 oz) enchilada sauce

12 corn tortillas (6 inches), warmed

2 cups shredded Monterey Jack cheese, divided

Optional: Avocado, sour cream, salsa, cilantro & hot sauce

Preheat oven to 375°. In a large saucepan, place a steamer basket over 1 in. water. Place sweet potato, onion and red pepper in basket. Bring water to a boil. Reduce heat to maintain a simmer; steam, covered, until tender, 15-20 minutes. Transfer vegetables to a large bowl. Mash vegetables, gradually adding cilantro, spices and pepper to reach desired consistency. Stir in black beans.

Spread ⅓ cup enchilada sauce into a greased 13x9-in. baking dish. Place ⅓ cup vegetable mixture in center of each tortilla; sprinkle with 4 teaspoons cheese. Roll up and place in prepared dish, seam side down. Top with remaining enchilada sauce; sprinkle with remaining cheese. Bake, uncovered, until casserole is heated through and cheese is melted, 20-25 minutes. Serve with optional toppings as desired.

SWEET POTATO AND CRAB SOUP

4 tablespoons butter, divided

2 medium leeks (white portion only), finely chopped

3 garlic cloves, minced

4 cups cubed peeled sweet potatoes (about 1½ lbs)

1 teaspoon salt, divided

½ teaspoon ground cinnamon

½ teaspoon cayenne pepper

5 cups vegetable stock

2 cups heavy whipping cream

4 teaspoons fresh thyme leaves, divided

12 oz lump crabmeat, drained

In a Dutch oven, heat 2 tablespoons butter over medium heat; sauté leeks and garlic until leeks are tender, 4-6 minutes. Stir in sweet potatoes, ¾ teaspoon salt, cinnamon, cayenne and stock; bring to a boil. Reduce heat; simmer, covered, until potatoes are tender, 15-20 minutes.

Puree soup using an immersion blender or cool slightly and puree soup in batches in a blender; return to pan. Stir in cream and 2 teaspoons thyme; bring to a boil. Reduce heat; simmer, uncovered, 5 minutes.

In a large skillet, melt remaining 2 tablespoons butter over medium heat. Add crab, remaining salt and thyme; cook 5 minutes, stirring gently to combine. Top servings with crab mixture & croutons if desired.



How Happy I Was If I Could Forget By Emily Dickinson

How happy I was if I could forget
To remember how sad I am
Would be an easy adversity
But the recollecting of Bloom
Keeps making November difficult
Till I who was almost bold
Lose my way like a little Child
And perish of the cold.

FEATURED VIDEO TUTORIAL FOR NOVEMBER:

<https://www.youtube.com/watch?v=oQty25rCmAU>

Tea & Cookies for Two November Placemats
Shabby Fabrics



LINK TO BARN QUILT TRAIL OF NORTHERN VERMONT


<http://www.barnquiltsfornorthernvermont.org/>

NEWSLETTER IDEAS WANTED: Do you have a recipe you'd like to share with guild members? Or maybe you've found a great quilting website or blog you'd like to share. Or you've visited a quilt shop within an easy drive which had bargains or a fabric selection no quilter should miss. If so, send an email to vtquilter@gmail.com, and the newsletter editor will do her best to include it in the next newsletter. Although welcome, your input doesn't have to be a complete article. It could be a few bullets which convey your message. The editor will fill out the article as needed.


Deadline for articles for next newsletter:

Wednesday, November 27th, 2024

Please email articles to Sharon Perry, to vtquilter@gmail.com,
or mail to PO Box 517, Montgomery Center VT 05471



*November is
Model Railroad Month*



*"Thanksgiving is a time of togetherness and gratitude."
~ Nigel Hamilton*