

# Franklin County Quilters Guild

## SUGARHOUSE GAZETTE

### Saint Albans, Vermont

<http://www.franklincountyquilters.org>

[franklincountyquilters@gmail.com](mailto:franklincountyquilters@gmail.com)



Volume 13, Issue 4  
December 2020

#### President

John Rouleau

#### Vice President

Teri Brunelle

#### Secretary

Helen Short

#### Treasurer

Deb Dusablon

#### Newsletter

Sharon Perry

#### Librarian

**VACANT (future needs TBD)**

#### Programs

Natalie Good

**VACANT**

#### Project Coordinator

Helen Bicknell

Lucie Fortin

#### Membership

Penny LaRoche

#### Quilt Show

Barb Pratt

Helen Short

#### Comfort Quilts Coordinator

Denise Chase

#### 2021 (formerly 2020) Raffle Quilt

Denise Chase

Sharon Perry

#### 2021 Charity Quilt

Helen Short

#### President's Piece

# Christmas



# 2020

#### 2020 – 2021 Guild Calendar

**ALL MEETINGS CONDUCTED ON  
ZOOM STARTING AT 6:30 PM**

September 16<sup>th</sup> Ice Cream Social

October 21<sup>st</sup> Christmas in October  
with Sharon Perry

November 18<sup>th</sup> Flying Colors  
Trunk Show with Timna Tarr

November 21<sup>st</sup> Zoom Workshop  
with Timna Tarr (sign up with Timna)

**December 13<sup>th</sup> Zoom Open Sew Day**

#### 2020 – 2021 Guild Calendar

**ALL MEETINGS CONDUCTED ON  
ZOOM STARTING AT 6:30 PM**

**December 16<sup>th</sup> Holiday Meeting**

January 20<sup>th</sup> Batik with Amanda Bates

January 24<sup>th</sup> Zoom Open Sew Day

February 17<sup>th</sup> Pajama Party  
with Helen Short

February 21<sup>st</sup> Zoom Open Sew Day

March 17<sup>th</sup> Trunk Show with  
Michelle Renee Hiatt, Studio 180

#### 2020 – 2021 Guild Calendar

**ALL MEETINGS CONDUCTED ON  
ZOOM STARTING AT 6:30 PM**

March 20<sup>th</sup> Zoom Workshop with  
Michelle Renee Hiatt, Studio 180

**April Quilt Show Cancelled**

April 21<sup>st</sup> TBD

May 19<sup>th</sup> Quilt Restoration  
Trunk Show with Stephanie McCall

June 16<sup>th</sup> 30<sup>th</sup> Anniversary Celebration  
2021 Raffle Quilt Drawing

**Franklin County Quilters Guild  
Monthly Guild Meeting Minutes  
November 18, 2020 via Zoom**

A Zoom meeting was called to order at 6:36 pm, with 30 members present and one guest from 27 different locations! Helen Short presided due to John Rouleau's leave of absence.

Denise Chase noted that she has needed to buy material and thread for baby quilts. Sharon Perry made a motion that Denise can go over the \$100 limit to purchase more material.

Natalie Good introduced Timna Tarr our November speaker who presented her virtual trunk show. Timna started her journey with quilting by doing longarm quilting for others, and then got into quilting for herself. Members can sign up for one of her 4 classes. The cost is \$35.00 for a prerecorded class that you can take at any time. For more info, visit <http://www.timnatarr.com/onlineworkshop>.

Cindy Metayer won the monthly drawing and received a charm pack of fun fabrics. Congrats to Cindy!

The business meeting started at 7:40 pm.

Consent Agenda: Sharon Perry moved, 2nd by Penny LaRochelle, to approve the Consent Agenda. Motion passed.

Committee Reports:

**2021 Charity Quilt:** The 2021 Charity Quilt is being donated by Helen Short. Members need to let any charities they know who would like to receive it to send a letter to Helen Short at 12 Burnell Terrace, St. Albans, VT 05478. Charities should be from Franklin/Grand Isle counties and need to be able to sell around \$1,000 worth of tickets.

**Program:** Natalie Good reported that the December program is in the hands of Sharron Perry. January will be a talk about Batiks, February is a pajama party with Helen Short, March will be Michelle Hyatt, and April is still pending.

**Round Robin:** Helen Bicknell and Lucie Fortin said the November instructions are to make 5" blocks that will finish at 4 ½". December will be an off month.

**Comfort Quilts:** Denise Chase thanked everyone who brought quilts to her. She was able to deliver 10 to home health - by the end of that day, there were only 4 left - so the need is real, more are

needed. We also need more baby quilts - She has many kits ready - please contact Denise.

**December Mask/Ornament Challenge:** Sharon Perry has organized challenge for guild members. Make a totally funny / not necessarily wearable Christmas themed mask for fun - to make people laugh. Extra points if you present a picture of yourself out in public. Send pictures to Sharon by December 2, and members will be able to vote on their favorite. Another option is to make an ornament and submit a picture to Sharon. Viewers' Choice winners will announced at the December meeting and will receive a small prize. Wear your mask to the December meeting!

**20 in 2020:** You have one more month to get pictures in. There may be a 21 in 2021 challenge too!

**2022 Quilt Show:** The 2021 show has been canceled. We are still looking for 2 co-chairs for the 2022 quilt show. Penny LaRochelle has volunteered to do the design/registration duties that Kay Benedict has done for the last 9 years.

**New Business:** Penny LaRochelle noted that we have not made boy and girl baby quilts to donate to the NWMC for the 1st babies born in the New Year. All agreed that we should resume that effort. Laurel Schaap will make the boy quilt, and Penny LaRochelle will make the girl quilt.

Show & Tell was presented with 8 charity quilts and at least 40 projects made by quilt members.

Meeting adjourned at 8:33 pm.

Respectfully submitted by Penny LaRochelle

***Up, Up and Away***



**TREASURER'S REPORT FOR DECEMBER 2020****FRANKLIN COUNTY QUILTER'S GUILD****Treasurer's Report -- December 16, 2020**

Opening Balance		\$8,671.68
-----------------	--	------------

## Funds collected

Membership	\$130.00
------------	----------

QS Raffle ticket sales	\$106.00
------------------------	----------

<i>Total Funds Collected</i>	\$236.00
------------------------------	----------

<i>Sub-Total</i>	\$8,907.68
------------------	------------

## Funds paid out

Sew Far, Sew Good, Batting for Charity Quilts	\$525.00
---	----------

<i>Total Funds Paid Out</i>	\$525.00
-----------------------------	----------

<b>Grand Total</b>	<b>\$8,382.68</b>
--------------------	-------------------

2020 YTD Collections: \$3,033.00

Respectfully submitted,  
Deborah L. Dusablon, Treasurer



That is **20 Finishes in 2020!**

**20 Finishes in 2020** will conclude and prizes will be awarded at the December meeting. There are about a half dozen members who will have met the challenge for **20 Finishes in 2020** despite the pandemic. We applaud those members for their perseverance and determination to get their projects finished.

As fair warning, there might be an opportunity in 2021 to finish some more projects in **21 Finishes in 2021**. Stay tuned for more information.





### RECIPE CORNER: FROSTED CHERRY DROPS



- 1 package white cake mix
- 1/2 cup sour cream
- 3 tablespoons cherry juice or water
- 1/4 teaspoon almond extract
- 1 egg
- 1/2 cup finely chopped maraschino cherries

Preheat oven to 350 degrees F. In a large bowl, combine cake mix, sour cream, cherry juice (or water), almond extract and egg; stir until well blended. Fold in cherries. Drop by teaspoonful 2 inches apart, onto ungreased cookie sheet. Bake for 8 to 12 minutes, or until edges are light golden brown. Cool 1 minute; remove from cookie sheets. After cooling, frost cookies with cherry frosting (recipe below); top with 1/4 of a maraschino cherry.

#### Cherry Frosting:

- 2 1/2 cups powdered sugar
- 1/4 cup margarine, soft
- 1 tablespoon cherry juice
- 3 tablespoons half and half
- Maraschino cherries

Combine all frosting ingredients except the maraschino cherries in small bowl. Add enough half and half for desired consistency. Frost cooled cookies. Top with 1/4 cherry.

### RECIPE CORNER: CHOCOLATE MINT COOKIES



- 2 3/4 cups all-purpose flour
- 1/2 teaspoon baking soda
- 1/4 teaspoon salt
- 1/2 cup unsweetened cocoa powder
- 3/4 cup light brown sugar, packed
- 2/3 cup white sugar

- 1 cup salted butter, softened
- 3 large eggs
- 1 teaspoon pure peppermint extract

- 1 3/4 cups (10 oz.) mint chocolate chips
- 12-oz. box Junior Mints

Preheat oven to 300 degree F. In a medium bowl, combine flour, soda, salt and cocoa powder. Mix well with a wire whisk and set aside. In a large bowl, blend sugars with an electric mixer at medium speed. Add butter and beat to form a grainy paste. Scrape sides of bowl, then add eggs and peppermint extract. Beat at medium speed until light and fluffy. Add the flour mixture and chocolate chips, and blend at low speed just until combined. Do not overmix.

Drop dough by rounded tablespoonful onto ungreased cookie sheets, 1 1/2 inches apart. Bake for 19-21 minutes. Immediately transfer cookies with a spatula to a cool, flat surface and garnish with a Junior Mint.

### RECIPE CORNER: PEANUT BUTTER FUDGE



- 4 cups granulated sugar
- 1/2 cup margarine or butter
- 1 cup milk
- 12 oz. jar peanut butter
- 7 oz. jar marshmallow crème
- 1 cup flour
- Pinch of salt
- 1/2 cup chopped nuts (optional)

Mix together sugar, butter, and milk in saucepan. Heat over medium heat until boiling; boil for 5 minutes. Add peanut butter and marshmallow crème; mix well. Add flour and salt; beat well. Pour into buttered 13x9-inch pan. Refrigerate for easier cutting. This is soft fudge.

*Merry  
Christmas*

## DECEMBER MEETING HOLIDAY CELEBRATION

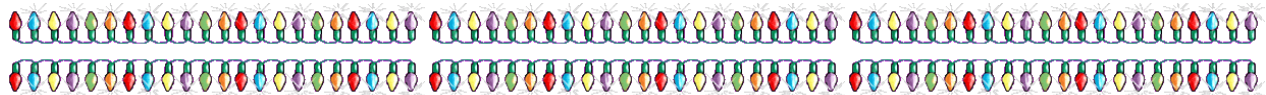
Since we are not gathering (and not buying ingredients for a dish to share or a gift to exchange), **we'd like to encourage everyone to consider making a donation to your local food shelf**. With the pandemic continuing through the holidays and the possibility businesses may have to shut down again, the need for food assistance is real and greater than in most recent years. If your personal situation allows, we hope you can open your hearts and help others in need in your community by making either a food or monetary donation to the food shelf in your local community.

Do you have a favorite dish you prepare for Christmas or a favorite Christmas cookie recipe? If you don't mind sharing your "family's secret recipes," the guild would love to collect those recipes and create a small cookbook to share within the guild. Many of the recipes shared in the "Recipe Corner" of this and past newsletters are this newsletter editor's family favorites. Send your recipe(s) to Sharon Perry, [vtquilter@gmail.com](mailto:vtquilter@gmail.com). Sharon will organize all the recipes received into a booklet. Once she has the booklet finished, we'll get it posted to the guild's website for everyone's use. Email with link to follow.

Have you voted yet on your favorite holiday face mask or ornament? Here's the link to view the pictures: <http://www.franklincountyquilters.org/fcggprojects.html>. Send your vote to Sharon Perry, [vtquilter@gmail.com](mailto:vtquilter@gmail.com), or respond to the FCQG email with the link sent this past weekend epistolary. There are many creative face masks and ornaments. Most everyone who has already voted lamented it was hard to pick just one favorite mask or ornament. Voting will remain open until Tuesday, December 15<sup>th</sup>.

There are other surprises in the works, but we cannot share any details here. It wouldn't be a surprise if we did! But we will say 'tis the season of giving! And, of course, there will Zoom Bombers!

Finally, since most everyone will attend the meeting from the comfort of home, we plan to *spike the punch!* Bring your favorite holiday cocktail (think eggnog, mulled cider, etc.) to the meeting and enjoy your cocktail while we gather together on Zoom. It will definitely be different this year, but we know you'll have fun!



### GUILD NOW HAS 2022 QUILT SHOW CO-CHAIRS

A B-I-G thank you to one of the guild's newest members, Barb Pratt, and to Helen Short who have volunteered to be co-chairs for the 2022 Quilt Show. As you may recall, the Executive Board voted to cancel the 2021 quilt show earlier this year. As a result of the board's vote, the guild will not be sponsoring a quilt show again until April 2022. As reported last month, Penny LaRochelle has volunteered to take over the quilt registration and layout for the show.

With these key positions filled, the show will go on! Thanks again Barb, Helen, and Penny for stepping forward to fill these critical positions.



## OPEN SEW ALONG DAYS

The guild is hosting 3 open Sew Along days on Zoom starting in December. The first Sew Along will be this Sunday, December 13<sup>th</sup>. Sharon Perry will open a Zoom session starting at 10:00 am and will keep the session open until 3:00 or 4:00 pm. This Sunday's open Sew Along will provide the perfect opportunity to work on all those last-minute Christmas projects you need to finish.

There will be 2 more open Sew Along days in January and February. We will dedicate the one on Sunday, January 24<sup>th</sup>, to working on comfort quilts. If you'd like to join in and make a comfort quilt during the Sew Along, you can either pick up a kit from Denise Chase or make a comfort quilt using fabrics from your own stash.

The February Sew Along will be on Sunday, February 21<sup>st</sup>. Depending on the need in the community for comfort quilts and Denise's quilt supply, we may make this another comfort quilt Sew Along. Stay tuned for more details.

## LAP AND FIDGET QUILTS NEEDED

Denise has reported she is in need of lap quilts and fidget quilts for the guild's Comfort Quilt Program. Denise has kits on hand to include lap/throws, twins, and queens. There are some completed tops which only need quilting. If you're looking for a project to do, please feel free to stop at Denise's and pick up a kit. Denise does ask members to call first, 370-1104, to make sure she's home.

## 2021 RAFFLE TICKETS


Penny LaRochelle is still collecting raffle tickets for the 2020 – 2021 membership year. The winning raffle ticket will be drawn at the guild's June meeting. If you still have your tickets, please send the tickets and money (check(s) payable to FCQG) to Penny LaRochelle, 40 Meade Road, Fairfax, VT 05454. Be sure to include your return address on the envelope so Penny can properly credit the ticket sales to your name.



## 2021 Raffle Quilt

(Organized by Denise Chase and Sharon Perry and quilted by Bev Cook)

## 2022 RAFFLE QUILT




Organized by Denise Chase and Sharon Perry



December	14	Diane	Kane
December	16	Nancy	LaPointe
December	18	Rose	Rixon
December	20	Cathy	Carlson

*...and many more!!!*





As we all have so much we are doing to prepare for the holidays, we will skip December. See you in January!

Here's what Helen Bicknell's and Lucie Fortin's projects look like so far.



## MORE FUN AND INTERESTING PROGRAMS LINED UP FOR 2021

January's program will feature local art teacher Amanda Bates showing us a chemical dye technique similar to batik. In February, Helen Short will do a presentation and will host a pajama party.

Michelle Hiatt will join us in March for a trunk show and for a workshop on March 20<sup>th</sup> called Periwinkle Swirl. You will need to sign up for the workshop. As a note, Michelle needs participants' emails 2 weeks before the workshop.



A Quilter's Christmas  
*Author Unknown*

'Twas the night before Christmas,  
And the quilts were not made.  
The threads were all tangled, the cookies delayed.  
The stocking weren't hung, the pantry was bare.  
The poor weary Quilter was tearing her hair.  
Stacks of fat quarters, tipped over in streams.  
Visions of Log Cabins had turned into dreams.

When what to her wondering eyes should appear,  
But a bus full of quilters with all of their gear.  
They went straight to work with just a few mutters,  
Sorting and stitching and brandishing cutters.  
The patterns emerged from all of the clutter,  
Like magic the fabrics arranged in a flutter.  
Log Cabins, Lone Stars, Flying Geese & Bear Tracks  
Each quilt was a beauty-even the backs.

Her house how it twinkled, her quilts how they glowed.  
The cookies were baking, the stockings were sewed.  
Their work was all done, so they folded their frames,  
And packed up their needles, without giving their names.  
They boarded the bus, and checked the next address.  
More quilts to be made, another quilter in distress.

She heard one voice echo, as they drove out of sight,  
Happy quilting to all and to all a good night!



## SHOW & TELL ON ZOOM

# Let's Zoom!



We'll still be enjoying the monthly show & tell during the guild's Zoom meetings. However, it will require some advance planning and actions.

If you want to display your completed projects during show & tell, please email a photo of each project to Sharon Perry, [vtquilter@gmail.com](mailto:vtquilter@gmail.com), by the Sunday prior to the guild meeting. **For the December meeting, photos should be sent to Sharon no later than Sunday, December 13<sup>th</sup>.**

For each month's show & tell Sharon will create a slideshow with all the photos sent to her for that month. She will "share" the slideshow during the Zoom meeting. Members will be asked to briefly describe their projects as those projects appear on the screen.

## ZOOM PLATFORM BRINGS CHANGES TO GUILD MONTHLY MEETINGS

- Guild meetings will be conducted on Zoom in a virtual format; in-person meetings are cancelled for the 2020-2021 membership year. The executive board will re-evaluate when to restart in-person meetings next year.
- Guest speakers will present virtual lectures and workshops also using Zoom.
- Guild members will need to send pictures to participate in the monthly show & tell.
- Guild members will join the guild meeting by clicking a link or launching the Zoom app on their computer/device/smartphone. Sharon Perry will send all the particulars for joining one week before the meeting. **The invite for the December 16<sup>th</sup> meeting will be sent out on Wednesday, December 9<sup>th</sup>.**

### ZOOM BEST PRACTICES

- Make sure your camera is connected and available to the Zoom app.
- Check your microphone and speaker settings before joining the Zoom session.
- Close all apps except for Zoom on your smartphone/device/computer.
- Plug your computer/device/smartphone into a power source.
- If using wi-fi, make sure your wi-fi is not overloaded (think multiple phones, devices, cameras, etc.).
- If you have a limited/unreliable internet connection, try directly plugging into your internet router.
- If you are hard of hearing or in a crowded/public space, use a headset for better sound.
- **Mute your microphone** when not actively speaking.
- Be aware of your surroundings and behavior (**We can see you!**).
- Add questions/comments in "Chat" section to be addressed by Zoom moderator.
- "Raise hand" if you would like to address the group.
- Make comments short and succinct; mute for responses.

## IDEAS FOR GUILD MEMBERS WITH UNRELIABLE INTERNET CONNECTIONS

Here are some ways to join the Zoom meetings if you have a limited connection:

- Plug directly into your internet router.
- Disconnect all other devices using wi-fi during the Zoom meeting. You'd be surprised how many devices are connected to your wi-fi (think printers, smartphones, cameras, appliances, lights, etc.).
- Try using the internet connection at your local library from your car.
- Join a fellow guild member at their home as long as everyone is observing COVID-19 guidelines and have not been exposed to COVID-19.



**DECEMBER WORD SEARCH**

G	I	R	K	P	A	R	T	R	I	D	G	E	G
R	S	B	S	G	W	J	A	R	I	G	Y	G	I
O	A	O	L	B	N	R	I	E	G	T	O	A	N
R	M	U	E	S	O	S	E	N	D	N	E	I	G
N	T	G	I	Y	E	Y	I	A	G	R	E	T	E
A	S	H	G	E	L	K	N	G	T	L	C	T	R
M	I	K	H	L	C	L	E	E	L	H	E	E	B
E	R	S	O	O	L	E	O	T	N	D	I	S	R
N	H	H	T	I	E	L	E	J	L	N	R	N	E
T	C	S	I	N	S	F	N	U	D	K	A	I	A
S	O	S	T	U	N	T	S	E	H	C	A	O	D
L	E	G	N	A	I	B	E	L	L	S	J	P	R
A	T	N	A	S	T	R	M	E	R	R	Y	O	I
S	C	R	O	O	G	E	Y	T	H	G	U	A	N

EGGNOG  
 TINSEL  
 STOCKING  
 PARTRIDGE  
 SCROOGE  
 JINGLE  
 BELLS  
 REINDEER  
 HOLLY  
 BOUGH  
 CHRISTMAS  
 ORNAMENTS  
 POINSETTIA  
 GINGERBREAD  
 JOLLY  
 NAUGHTY  
 SLEIGH  
 MERRY  
 ELF  
 SANTA  
 ANGEL  
 CHESTNUTS  
 WREATH  
 NOEL

**LINK TO FRANKLIN COUNTY BARN QUILT TRAIL**

The Franklin County Barn Quilt Trail,  
 previously found on the FCQG website, can now be accessed at  
<http://www.barnquiltsofnorthernvermont.org/>.

**Deadline for articles for next newsletter:****Wednesday, December 30<sup>th</sup>, 2020**

Please email articles to Sharon Perry, [vtquilter@gmail.com](mailto:vtquilter@gmail.com),  
 or mail to PO Box 517, Montgomery Center VT 05471



*"Maybe Christmas," he thought, "doesn't come from a store. Maybe Christmas... perhaps... means a little bit more." - Dr. Suess, How the Grinch Stole Christmas!*