

# Franklin County Quilters Guild

## SUGARHOUSE GAZETTE

### Saint Albans, Vermont



Volume 6, Issue 5  
January 2015

<http://www.franklincountyquilters.org>

[franklincountyquilters@gmail.com](mailto:franklincountyquilters@gmail.com)

#### President

Helen Short

#### Vice President

Kris Bachand

#### Secretary

Gail Perras

#### Treasurer

Deb Dusablon

#### Newsletter

Sharon Perry

#### Librarian

Kay Benedict

#### Programs

Mary King

Peggy Paradee

#### Project Coordinator

Christy Mulyca

#### Membership

Char Mulyca

#### Quilt Show

Denise Chase

Dale McFeeters

#### Charity Quilt Coordinators

Jennifer Burt

Alyce Bushey

Denise Chase

Elaine Magnan

Gerda Thibault

## President's Piece

Hello Everyone,

January 2015 is here! A new year full of new possibilities. This year I am going to try new quilt patterns, in other words, expand my comfort zone. There is also one more month from our January meeting to get our registration forms in for April's quilt show to Kay Benedict. For me this means getting the borders on the two quilts I plan to show and sending them to my long-arm quilter to have them completed for the show. If I am going to enter the "I've Never Met A Red I Didn't Like" Challenge, I'd better get cracking. I have ideas floating around in my head, but they haven't accumulated into cutting red and white fabrics apart and sewing them back together!

The auction is also collecting items to sell. The more items we donate, the more successful the auction will be. Sally Krupp and her team are collecting the items. At December's meeting we were each given a book of raffle tickets to sell for the quilt which benefits our guild. If you sell yours and need more, please contact Diane Forey. I can feel the pace stepping up as we prepare for our quilt show, even though it's not until the second weekend of April. The weekend will be here before we know it followed by mud season and spring flowers. The quilt show and spring flowers I welcome! The mud, not so much.

At December's meeting I was again impressed with our guild's generous spirit. The canned goods you brought went to the Swanton Food Shelf managed by guild member, Marge Taylor. The spur of the moment raffle netted over \$250 for Martha's Kitchen. I saw Brother Bob Begley, who manages Martha's Kitchen, after the check had been delivered. He was overwhelmed with the generosity and said he didn't know where to send the Thank You note. I gave him my address. I was also impressed with the tasty food and the team effort put forth in organizing it and cleaning up after we feasted.

Sincerely,  
Helen Short, 2014-2015 President

#### 2014 – 2015 Guild Calendar

September 17<sup>th</sup> Ice Cream Social  
(6:00 pm start!!!)

October 15<sup>th</sup> Scraps, Scraps & More  
Scraps...It's All About the Scraps  
& Stockings

November 19<sup>th</sup> Physical Therapy  
with the Quilter in Mind

December 17<sup>th</sup> Holiday Potluck

#### 2014 – 2015 Guild Calendar

January 21<sup>st</sup> Trunk Show  
with Bev Cook  
(Doors open at 6:00 pm...  
Meeting starts at 7:00 pm!!!)

February 18<sup>th</sup> Quilts & Appraisals  
with Sandra Palmer

March 18<sup>th</sup> Quilt Show Prep  
Member Demonstrations

April 10<sup>th</sup> Quilt Show Setup

#### 2014 -2015 Guild Calendar

April 11<sup>th</sup> & 12<sup>th</sup> Quilt Show

April 15<sup>th</sup> Trunk Show  
with Pamela Druhen

May 20<sup>th</sup> Trunk Show with  
Richard Cleveland

June 17<sup>th</sup> Potluck &  
Teacup Auction (6:00 pm start!!!)

**FRANKLIN COUNTY QUILTERS GUILD**

Minutes of December 17, 2014

Present: Total attended 48 (no new members or guests)

Meeting called to order at 6:00 p.m. by Helen Short, President

A raffle was announced to benefit Martha's Kitchen, and tickets were sold during the pot luck supper.

**Secretary's Report** for November meeting: Motion to accept by Sharon Perry, seconded by Nanc Ekiert. Motion carried.

**Treasurer's Report** for November: Motion to accept by Sharon Perry, seconded by Linda Nadeau. Motion carried.

**Quilt Show**

- Sandra Palmer, appraiser, has agreed to all contract items.
- Someone is still needed to coordinate demos. Bonnie Evans volunteered to be in charge of planning and scheduling; Helen Short will take over during the show weekend.
- Raffle tickets were distributed. Contact Diane Forey for additional tickets.
- 35 quilts have been registered for the show. Any complete quilt show entries submitted by the January meeting will be eligible for a special drawing.

**Drawings**

- Door Prize: Dale McFeeters
- Charity Quilts: Bonnie Evans and Adrienne Perrino
- Special Raffle: Helen Bicknell and Connie Lane. Total of \$252 raised to benefit Martha's Kitchen.
- Block of the Month: Linda Nadeau

**Projects**

- Block of the Month - 24 red and white blocks were made for December. The January block is Queen Charlotte's Crown, and will be blue and white. Instructions were distributed, and can also be found on [quilterscache.com](http://quilterscache.com)
- Batik blocks - Christy Mulyca collected a suitcase full of blocks, which she will sort and redistribute at the January meeting.

**Program**

Mary King and Peggy Paradee directed a Yankee Swap.

**Show and Tell**

**Next meeting** - Wednesday, January 21, 2015 featuring a trunk show with FCQG's own Bev Cook.

Meeting adjourned at 7:40 p.m.

Minutes submitted by Kay Benedict



**A BIG THANK YOU  
FOR DONATED MONTHLY PRIZES**

To all the businesses which have donated prizes for the monthly drawings...T-H-A-N-K Y-O-U!!!

**September**

Gail Perras won the monthly door prize drawing, a gift certificate donated by Nancy's Notions.  
Helen Short won the monthly charity quilt drawing, a chocolate gift basket donated by Hannaford.

**October**

Gwen Guyette won the monthly door prize drawing a gift certificate donated by the Traveled Cup.  
Kris Bachand won the monthly charity quilt drawing, a Jelly Roll donated by Creative Fiber Designs.

**November**

Alyce Bushey won the monthly door prize drawing, a gift certificate for machine quilting donated by Bev Cook.  
Carol Mahoney won the monthly charity quilt drawing, a gift certificate for 1-hr massage with Beth Wright donated by the Wellness Center.

**December**


Dale McFeeters won the monthly door prize drawing, a gift certificate for a large pizza donated by Mimmo's.  
Bonnie Evans won a monthly charity quilt drawing, a gift certificate from the Sunny Laurel Sisters.  
Adrienne Perrino won a monthly charity quilt drawing, a gift certificate from Betty's Flower Shop.

# FCQGG Projects 2014-2015 Block of the Month

It's a Two-Color themed year!


All the blocks are 10" finished and can be found at [www.quilterscache.com](http://www.quilterscache.com).  
So here is a little excitement to know the patterns, but you have to wait for each month to find out what color the month will bring! ☺

*Broken Arrows*




Hand out in Sep,  
due at Oct meeting

*Double Wrench*




Hand out in Oct,  
Due at Nov meeting

*Single Chain and Knot*




Hand out in Nov  
due at Dec mtg

*Queen Charlotte's Crown*




Hand out in Dec  
due at Jan meeting

*Goshen Star*




Hand out in Jan,  
due at Feb meeting

*Dewey Dream Quilt*



Hand out in Feb,  
due at Mar meeting

*Home Circle*



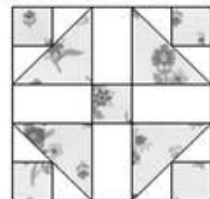
Hand out in Mar,  
due at Apr meeting

*Domino*



Hand out in Apr,  
due at May mtg

*Grandmother's Choice*



Hand out in May,  
due at Jun meeting



The pattern for the **TEN INCH BLOCK** can be found at:  
<http://www.quilterscache.com/Q/QueenCharlottesBlock.html>

### \*\* Supplies List \*\*

**Color 1** strip      **Color 1 needs:** one 4-7/8" square AND one 2-1/2" x 10" strip AND one 2-7/8" x 17-1/4" strip

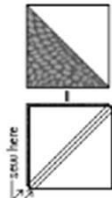
**Color 2** strip      **Color 2 needs:** one 2-1/2" x 10" strip AND one 4-7/8" square AND one 2-7/8" x 17-1/4" strip

### \*\* Preparing the Pieces and Sewing the Block \*\*



Start by marking and cutting the Color 2 2-1/2" x 10" strip into four 2-1/2" squares...

Next speed piece the half squares by stacking the Color 1 and Color 2 2-7/8" x 17-1/4" strips right sides together and all edges aligned. On the back of the top strip lightly mark the 2-7/8" square lines and mark the diagonals in the direction shown at left. Now sew 1/4" above and below the marked diagonals, pivoting at the square lines. Cut apart on the marked diagonals and on the 2-7/8" square lines. This will give you twelve half squares. Press seam allowances towards the darker fabric. These should measure 2-1/2" ...



In the same manner as above, stack the Color 1 and Color 2 4-7/8" squares. Draw in the diagonal on the back of the top square and sew 1/4" on each side of that line. Cut apart on the marked line to get two half squares. Press to the dark side. These should measure 4-1/2" ...

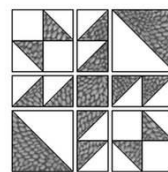


Using the small half squares and Color 2 squares make two of each of the units shown at left...

Sew two corner units using the half square/square pairs...

...on to Page 2!

Now lay out all the units for the block as shown at left. Sew three horizontal rows, pressing the top and bottom row seams to the outside and the middle row seam to the center. Join the rows and it's a done deal!



*Christy's Tip ~ Cut your HST fabrics at 5" instead of 4-7/8" and then trim down after you've sewn them for better accuracy.*

# FCQG BOM January 2015

It's a Two-Color themed year!

The January colors are **BLUE & WHITE**

Think royal blue that reads solid.

White should be tone on tone or solid.

This months pattern is

*Queen Charlotte's Crown*

It will be handed out at the December meeting, returned at the January meeting.

Questions? Visit our FB page at  
[www.facebook.com/groups/FCQGV](http://www.facebook.com/groups/FCQGV)  
 or email Christy at [ArmyBratQuilts@gmail.com](mailto:ArmyBratQuilts@gmail.com)

There is a setting idea on the pattern website.



**TREASURER'S REPORT FOR JANUARY 2015****FRANKLIN COUNTY QUILTERS GUILD  
Treasurer's Report -- January 21, 2015**

Opening Balance		\$4,102.90
-----------------	--	------------

**Funds collected**

Membership	\$270.00
Vendors for QS (1)	\$50.00
Raffle tickets for Martha's Kitchen	\$257.00
Magazine Sales donation	\$20.00

<i>Total Funds Collected</i>	\$597.00
------------------------------	----------

<i>Sub-Total</i>	\$4,699.90
------------------	------------

**Funds paid out**

Church of the Rock, Jan rent	\$40.00
Gerald Perry, Room set-up for Jan	\$35.00
Alyce Bushey, Charity quilt batting	\$83.11
Char Mulyca, Membership printing	\$49.61
Diane Forey, QS Raffle ticket printing	\$70.61
Christy Mulyca, BOM copies	\$53.78
Martha's Kitchen, Donation	\$257.00
Helen Short, Raffle tickets	\$11.76

<i>Total Funds Paid Out</i>	\$600.87
-----------------------------	----------

<b>Grand Total</b>	<b>\$4,099.03</b>
--------------------	-------------------

2014 YTD Collections: \$3967.00


Respectfully submitted,  
Deborah L. Dusablon, Treasurer

**VISIT THE FRANKLIN COUNTY BARN QUILT TRAIL  
ON THE GUILD'S WEBSITE AT  
<http://www.franklincountyquilters.org/fcbqt/index.html>**

**Deadline for articles for next newsletter:**

**Wednesday, January 28<sup>th</sup>, 2015**

Please email articles to Sharon Perry, [vtquilter@gmail.com](mailto:vtquilter@gmail.com), or mail to PO Box 517, Montgomery Center VT 05471



## JANUARY MEETING FEATURES TRUNK SHOW

FCQG's own Bev Cook, owner of Treasured Moments Quilting and a talented long-arm quilter, will present a trunk show of her quilts made over the years at the January meeting. Bev is a prolific quilt-maker and will share some of her favorite quilts during the trunk show. Bev also works at Cowles Quilting and is well-known in the local area and beyond for her quilting skills.

### FEATURED ONLINE TUTORIAL: DISAPPEARING HOURGLASS 2 QUILT

From Missouri Star Quilt Company

<https://www.youtube.com/watch?v=HaUHEHJxQNU>



#### QUILT SHOW: 86 DAYS AND COUNTING

The 2015 Quilt Show is only 86 days away; planning continues behind the scenes. Although there is a committee overseeing the planning, we depend on all guild members to ensure the quilt

show is a huge success. Continue reading to see how you can help.

**- We need QUILTS!** It's all about the quilts!!! As of the December guild meeting, we had 35 quilts registered, and we need many more to fill City Hall. Kay Benedict is once again the Quilt Registration coordinator; she wants to have the quilts registered sooner rather than later. The deadline to register your quilt is Wednesday, February 18<sup>th</sup>. Here's the link to the registration form on the FCQG website: <http://www.franklincountyquilters.org/fcqqshow.html>

**- We need donations!!!** The Silent Auction needs more items for the **Silent Auction** table. Table runners/toppers, matching placemats and napkins, bags and totes, wallhangings, gift baskets, and quilt

kits have all been popular sellers in the past. If you have an item to donate, bring it to a meeting and give it to Sally Krupp. We also need **fat quarters** for the basket of FQs we use as a prize for the raffle. If you have any fat quarters, please bring them to a meeting too. And we need donations for the door prize...tea, lotions, coffee, maple syrup, etc.

**- We need your raffle tickets!!!** Diane Forey is the raffle ticket coordinator this year. She asks that each member return the raffle tickets and money for the tickets in an envelope with the member's name written on the outside. Diane wants to be sure to properly credit the returned tickets. As a reminder, each member is required to sell (or buy) two books of raffle tickets to remain a member in good standing.

**- Don't forget to complete and enter your Challenge Quilts!!!** Sharon Perry has issued a challenge to all guild members to complete a quilt in red and white fabrics. Rules for the challenge can be found on the next page.

As April approaches there will be many more ways you can help ...so stay tuned...



## BATIK SQUARES SCRAP EXCHANGE

As Christy Mulyca reported on Facebook, she's been busy sorting through all the many sets of batik squares for the exchange. She shared some numbers, so here it is...

### *Batik Squares Scrap Exchange*

#### *By The Numbers:*

*62 sets of blocks*

*5580 total blocks*

*100,440 inches of sewing*

*178,560 square inches of fabric before sewing*

Now that's a whole lot of blocks and some serious sewing going on! Everyone who participated will receive a "variety pack" of batik squares at the January meeting. Thanks again to Christy for organizing this for the guild!!! With all the blocks turned in, it's obvious it was a big hit with many members.

### JUST IN CASE YOU HAVEN'T STARTED YET...

#### "I'VE NEVER MET A RED I DIDN'T LIKE"

#### CHALLENGE

1. The Challenge Quilt can be no larger than 42"W by 42"L. It can be any size smaller.
2. The quilt must be completed using any red and white fabrics, from any fabric manufacturer and the fabrics can be any shade of red and white, but the fabrics do need to reflect a red/white quilt theme (not red/white/black, and yes, red/cream is ok). Do **NOT** use prints that have colors, other than red and white, in them.
3. The quilt must be entered into the 2015 quilt show.

If anyone has any questions, please email Sharon Perry at [vtquilter@gmail.com](mailto:vtquilter@gmail.com) or call her at 326-3135.

### RECIPE CORNER:

#### CHOCOLATE CHEESECAKE

##### Crust:

*1 ½ cups chocolate graham cracker crumbs*

*6 tablespoons butter, melted*

*¼ cup granulated sugar*

*Preheat oven to 350°. Combine graham cracker crumbs and sugar in mixing bowl. Add melted*

*butter and blend well. Press mixture evenly onto bottom and slightly up the sides of a greased 9-inch spring form pan. Bake for 10 minutes. Cool before filling.*

##### Filling:

*5 squares (5 oz.) semisweet chocolate*

*3 8-oz. packages cream cheese*

*¾ cup granulated sugar*

*3 large eggs*

*1 teaspoon vanilla extract*

*1 cup sour cream*

*Preheat oven to 275° (yes two seventy-five). Melt the chocolate in top of double boiler. In a large bowl, beat cream cheese with sugar until smooth and light. Beat in eggs and vanilla. Stir melted chocolate and sour cream into cream cheese mixture; blend well. Pour batter into prepared crust; bake for 75 minutes. Turn off heat and let cheesecake cool in the oven. Chill.*



January 5<sup>th</sup>  
January 14<sup>th</sup>  
January 20<sup>th</sup>  
January 24<sup>th</sup>  
January 25<sup>th</sup>

Alyce Bushey  
Gwen Guyette  
Adrienne Perrino  
Carol Stanley  
Alice Rouleau

**AROUND THE WEB:**  
**FREE PATTERNS FOR JANUARY**

Celebrate Snowman: <http://thequiltermag.com/onlineproject/celebrate/Celebrate.pdf>

Snowflake Table Runner: <http://www.makoweruk.com/test/wp-content/uploads/2014/05/Scandi-Snowflake-Table-Runner-finished-website.pdf>

Snowflake Wall-hanging: <http://www.allpeoplequilt.com/holiday-quilts/christmas/snowflakes-wall-hanging>

Snowflake Table Runner: <http://ginghamgirls.biz/pages/Extras.php>

Snuggle Snowmen: <http://www.pieceandquilt.com/2009/12/snuggle-snowmen-tutorial.html>

Snow Days: <https://docs.google.com/file/d/0B7NAJIVzfxCCNHNxZHhUZHlkam8/edit?pli=1> AND  
<https://docs.google.com/file/d/0B7NAJIVzfxCCQIBKOFZsbEJONDg/edit?pli=1>

Blue Storm: [http://www.marcusfabrics.com/images/project/blue\\_storm.pdf](http://www.marcusfabrics.com/images/project/blue_storm.pdf)

Snow Table Runner: <https://justquiltin.wordpress.com/2008/11/28/snow-table-runner-pattern/>

Blue Breeze:

[http://www.mccallsquilting.com/mccallsquilting/articles/Blue\\_Breeze\\_FREE\\_Classic\\_Blue\\_and\\_White\\_Quilt\\_Lap\\_Quilt\\_Pattern](http://www.mccallsquilting.com/mccallsquilting/articles/Blue_Breeze_FREE_Classic_Blue_and_White_Quilt_Lap_Quilt_Pattern)

***Don't forget to bring:***  
- Completed quilt registration forms & photo  
- FQ donations for raffle prize  
- Door prize donations for quilt show  
- Silent Auction donations  
- BOM blocks  
- Items for Show & Tell & UFO Challenge

Franklin County Quilters Guild  
c/o Sharon Perry  
PO Box 517  
Montgomery Ctr VT 05471

