

Franklin County Quilters Guild

SUGARHOUSE GAZETTE

Saint Albans, Vermont



Volume 6, Issue 6
February 2015

<http://www.franklincountyquilters.org>

franklincountyquilters@gmail.com

President

Helen Short

Vice President

Kris Bachand

Secretary

Gail Perras

Treasurer

Deb Dusablon

Newsletter

Sharon Perry

Librarian

Kay Benedict

Programs

Mary King

Peggy Paradee

Project Coordinator

Christy Mulyca

Membership

Char Mulyca

Quilt Show

Denise Chase

Dale McFeeters

Charity Quilt Coordinators

Jennifer Burt

Alyce Bushey

Denise Chase

Elaine Magnan

Gerda Thibault

President's Piece

Hello Everyone,

I'm writing this on Ground Hog Day. It's fun to hope that the ground hog didn't see his shadow and winter will soon be over but we all know we have 6 more weeks of winter, shadow or no shadow. I've spent the day stitching while the world slowed down for yet another snow storm. My shoulders are telling me to take a break, stretch and do something else for a while.

At the January meeting the guild voted to pursue a 501C3 status. We truly are a charitable organization. There have been three families whose homes have burned and the guild has responded with quilts. Bonnie Evans suggested we need a group sew so we can have more quilts on hand to donate. There is a group that meets at NMC in the Conference Center on Sunday's. My schedule has been tight because I work some so I can support my quilting habit in the style I'd like to become accustomed to. I am willing to donate fabric to the cause and make a few quilts myself. We need juvenile, teen and adult themed quilts to have on hand as needs arise.

Last month a member asked about "Busy Quilts" for people with dementia. St. Albans Health and Rehab and Our Lady of the Meadows have special care units for people with memory problems, other nursing homes have residents with dementia as well as Care Partners and Franklin County Home Health. One of the nurses I work with asked if I would help her obtain some to give to residents so they will have something to occupy themselves. Busy Quilts are 20X20in, made of fabrics that have different textures, with zippers and buttons sewn in. If members would like to make some, I'll volunteer to get them placed in our community.

The guild was founded in 1991. Next year will be our 25th anniversary. I invite members to start thinking of activities we can do throughout 2016 to celebrate. I will be asking for a committee to form after our quilt show in April, and yes, I'm volunteering to serve as your president for one more year.

Keep Yourselves in Stitches,
Helen Short, 2014-2015 President

2014 – 2015 Guild Calendar

September 17th Ice Cream Social
(6:00 pm start!!!)

October 15th Scraps, Scraps & More
Scraps...It's All About the Scraps
& Stockings

November 19th Physical Therapy
with the Quilter in Mind

December 17th Holiday Potluck

2014 – 2015 Guild Calendar

January 21st Trunk Show
with Bev Cook

February 18th Quilts & Appraisals
with Sandra Palmer
(Doors open at 6:00 pm...
Meeting starts at 7:00 pm!!!)

March 18th Quilt Show Prep
TBA

April 10th Quilt Show Setup

2014 -2015 Guild Calendar

April 11th & 12th Quilt Show

April 15th Trunk Show
with Pamela Druhen

May 20th Trunk Show with
Richard Cleveland

June 17th Potluck &
Teacup Auction (6:00 pm start!!!)

FRANKLIN COUNTY QUILTERS GUILD

Minutes of January 21, 2015

Present: Total attended 45. New members included Bridgett Mahoney and Ruth Hoag; Teri Burnell attended as a guest.

Meeting called to order at 7:00 p.m. by Helen Short, President; Margaret Miller sat in as acting secretary. Membership chair, Char Mulyca, reported we have 65 members.

Secretary's Report for December meeting: Motion to accept by Sharon Perry, seconded by Joanne Sweet. Motion carried.

Treasurer's Report for December: Motion to accept by Sharon Perry, seconded by Joanne Sweet. Motion carried.

Quilt Show

- Please bring in fat quarters (FQ) for the 2nd prize basket and give them to Gwen Guyette. Blue FQs for the raffle quilt no longer needed because Denise Chase received a large fabric donation. She will give those FQs to Gwen for the basket.
- We still need someone to transport poles from storage in Shelburne to the show.
- We also need extra hands for set up and take down. Please recruit your husbands and significant others.
- We are continuing to investigate places to put up our banner. Sally Krupp will contact Handy's, and Ellen Gissell is checking with BFA for use of their sign. The State will no longer let us use the space at the end of the access road.
- No one has volunteered for demonstrations yet. Please contact Bonnie Evans.
- Remember to sell your raffle tickets and turn the money in to Diane Forey. When returning your tickets, please put them in an envelope along with the money AND clearly write your name on the outside of the envelope.
- We have 61 quilt entries. Deadline for sending entries is March 1st, and the last meeting Kay will accept entries is February. Nancy LaPointe won the drawing from all the early quilt entries.

Future Bus Trip: Peggy Paradee and Mary King asked for help planning a bus trip. They are unable to continue that investigation without assistance. Rebecca Mandeville works for AAA and will help out.

Thank You Letter: Peggy read a letter from Martha's kitchen for our \$257 donation last month.

Quilt Donations: We will donate two quilts to a family from Fairfield who lost their home in a fire last month.

Newsletter: Sharon Perry apologized for delayed posting of the newsletter and asked anyone who has interesting info to please send it along. It is always a challenge to find content for the newsletter.

501(c)3 Status: Sharon spoke on the 501(c)3 investigation. We would spend \$400 - \$500 to become a formal nonprofit, but the benefits are many. Plus, the guild and its officers would have protection on many levels. Ann Jacobs made a motion to allow us to proceed and spend up to \$600 on this project; seconded by Gerda Thibault. Motion carried.

Drawings

- Door Prize: Connie Lane
- Charity Quilts: Mary Jane Marchelewicz
- Block of the Month: Lucy Fortin & Nadine Froebel

Projects

- Block of the Month - 19 blocks were turned in for January; blocks were split into 2 groups. Next month is pink and white combination using the Goshen Star pattern. Instructions were distributed, and can also be found on quilterscache.com
- Batik blocks - Christy returned 62 batik sets to people who participated in the exchange program. She will bring one pattern option to next month's meeting and post other choices on the guild Facebook site.
- Future Project - Christy is also working on a short mystery quilt which will be done over the summer in 6 steps.

Program: Bev Cook gave a trunk show displaying her amazing skills as a long arm quilter. She spoke about ways to prepare your quilt tops and backs for the long-armer.

Show and Tell

Next meeting - Wednesday, February 18, 2015 featuring Sandra Palmer, AQS-certified quilt appraiser discussing quilts and quilt appraisals.

Meeting adjourned at 8:40 p.m.


Minutes submitted by Margaret Miller

FCQGG Projects 2014-2015 Block of the Month

It's a Two-Color themed year!


All the blocks are 10" finished and can be found at www.quilterscache.com.
So here is a little excitement to know the patterns, but you have to wait for each month to find out what color the month will bring! ☺

Broken Arrows




Hand out in Sep,
due at Oct meeting

Double Wrench




Hand out in Oct,
Due at Nov meeting

Single Chain and Knot




Hand out in Nov
due at Dec mtg

Queen Charlotte's Crown




Hand out in Dec
due at Jan meeting

Goshen Star




Hand out in Jan,
due at Feb meeting

Dewey Dream Quilt



Hand out in Feb,
due at Mar meeting

Home Circle



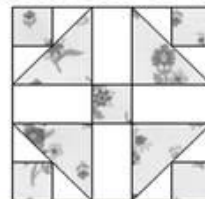
Hand out in Mar,
due at Apr meeting

Domino



Hand out in Apr,
due at May mtg

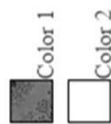
Grandmother's Choice



Hand out in May,
due at Jun meeting

The pattern for the **TEN INCH BLOCK** can be found at:
<http://www.quilterscache.com/G/GoshenStarBlock.html>

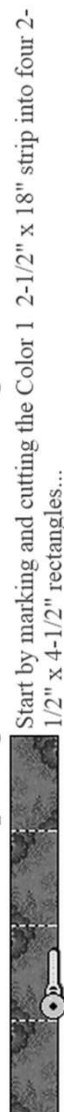
** Supplies List **



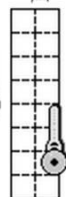
Color 1 needs: one 2-1/2" x 18" strip AND one 4-7/8" x 9-3/4" strip

Color 2 needs: one 3" x 12" strip AND one 4-7/8" x 9-3/4" strip AND one 2-1/2" square

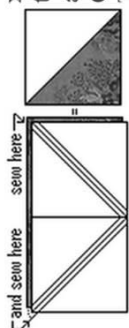
** Preparing the Pieces and Sewing the Block **




Next mark and cut the Color 2 3" x 12" strip into sixteen 1-1/2" squares...



Now speed piece the half squares by stacking the Color 1 and Color 2 4 7/8" x 9 3/4" strips, right sides together, marking the 4 7/8" square line, marking the diagonals in the directions shown at left, and then sewing a scant 1/4" above and below the marked diagonals, pivoting at the 4 7/8" square line. Cut apart ON the marked diagonals, and cut apart on the square line as well. This will give you four half squares. Press seams to darker side, and trim these back to measure 4-1/2" if needed...



To make the blocks rectangle units...place the small Color 2 squares lined up with the edges of a Color 1 rectangle. (one at a time!) On the back of the small square, draw in the diagonal, and sew ON this drawn line. Cut off the excess seam allowance, and press the remainder out towards the triangle. Do this with all four corners of the rectangle. Make four units like this...



Now piece the block, using the units we just made, plus the 2-1/2" Color 2 center square. Make three rows as shown at left, using the standard scant 1/4" seam, pressing seams in alternating directions by row...then sew the rows together...and that's one Goshen Star under your belt! Good Job!! :o) ...on to Page 2!

Christy's Tip ~ Measure, measure, measure.

Cut your HST fabrics at 5" instead of 4-7/8" and then trim down after you've sewn them for better accuracy.

FCQG BOM February 2015

It's a Two-Color themed year!

The February colors are **PINK & WHITE**

Think bubble gum pink that reads solid.
 White should be tone on tone or solid.


This month's pattern is



It will be handed out at the January meeting,
 returned at the February meeting.

Questions? Visit our FB page at
www.facebook.com/groups/FCQGV
 or email Christy at ArmyBratQuilts@gmail.com

There is a setting idea on the pattern website too.



TREASURER'S REPORT FOR FEBRUARY 2015**FRANKLIN COUNTY QUILTER'S GUILD****Treasurer's Report -- February 19, 2015**

Opening Balance	\$4,099.03
-----------------	------------

Funds collected

Membership	\$30.00
Vendors for QS (4)	\$200.00
Sales table	\$2.00

<i>Total Funds Collected</i>	\$232.00
------------------------------	----------

<i>Sub-Total</i>	\$4,331.03
------------------	------------

Funds paid out

Church of the Rock, Feb rent	\$40.00
Gerald Perry, Feb Room set-up	\$35.00
Mary King, Fat quarters for program	\$53.00
Carolyn Kittell, QS mini-fliers	\$14.50
Christy Mulyca, BOM copies	\$8.06
Bev Cook, Trunk show	\$25.00
The Cincinnati Ins Co, 2015 premium	\$334.00
Regal Art Press, QS posters & fliers	\$299.66

<i>Total Funds Paid Out</i>	\$809.22
-----------------------------	----------

Grand Total	\$3,521.81
--------------------	-------------------

2015 YTD Collections: \$237.00

Respectfully submitted,
Deborah L. Dusablon, Treasurer

**VISIT THE FRANKLIN COUNTY BARN QUILT TRAIL
ON THE GUILD'S WEBSITE AT**

<http://www.franklincountyquilters.org/fcbqt/index.html>

Deadline for articles for next newsletter:

Wednesday, February 25th, 2015

Please email articles to Sharon Perry, vtquilter@gmail.com, or mail to PO Box 517, Montgomery Center VT 05471

QUILTING IN AMERICA 2014 SURVEY

*Summary excerpt provided courtesy of
F + W Media and Quilts, Inc.*

HOUSTON—October 24, 2014—Quilters in the United States spend a whopping \$3.76 *billion* a year on their fiber art passion, a 5% increase in the value of the market over the last four years. And the average quilting household expenditure has increased 36% in that same time frame.

The recent **Quilting in America™** survey also shows that there are more than 16 million active quilters in the country. That means one out of every 20 Americans quilts!... The survey is conducted every four years by independent survey companies....

The 2014 survey did show a decline in the overall number of quilters in the U.S., which is almost certainly a reflection of the national economic downturn. Casual quilters are more apt to move in and out of quilting and other crafts as their interests and their disposable income change, and the Great Recession undoubtedly had a significant economic impact on the ability of those casual quilters to pursue their interest in quilting and other crafts.

“However, we know Dedicated Quilters don’t regard quilting as an optional hobby, but as part of their lives. They, like quilters throughout history, quilt during good times and bad. Their quilting is both a means of expressing themselves creatively, and also of expressing what is going on in their lives and how they are dealing with it,” says **Karey Bresenhan, president of Quilts, Inc., and Director Emeritus** of its shows.

Those “Dedicated Quilters” represent 12.2% of all quilting households, and account for 60.4% of the total industry expenditures, or about \$2.27 billion, according to the survey. Each Dedicated Quilter is defined as one who spends more than \$500 a year on quilting-related purchases, which include sewing machines, fabric, notions, tools, patterns, books, computer programs, batting, and thread. In fact, the Dedicated Quilter actually spent an average of \$3,296 per year on quilting.

Demographics of the Dedicated Quilter indicate she is female; about 64; is well-educated (79% attended college); has a household income in excess of \$100,000; and has been quilting an average of 20.3 years. Among Dedicated Quilters, 81% are

traditionalists, while 38% embrace art quilting, and 35% enjoy modern quilting styles. Some enjoy multiple types of quilting.

The Dedicated Quilter owns, on average, almost \$13,000 worth of tools and supplies and has a stash of fabric worth nearly \$6,000, which the majority (88%) store in a studio or room dedicated solely to sewing and quilting activities.

And quilters are also tech-savvy, with 87% owning a tablet or eBook reader today. The percentage of quilters who access the Internet daily has grown to 86%, up from 73% four years ago. The data indicates that quilters spend 3.5 hours per week watching quilting-related online broadcasting to learn new tips and techniques, get inspiration, purchase fabric, tools, and supplies, and to search for free patterns.

Quilting in America™ 2014 is the seventh study conducted since 1994 to measure the time and money quilters invest in their art, profiling key segments of the market.



FEBRUARY MEETING TO FEATURE QUILT APPRAISER

Sandra Palmer will be the guest speaker at the next guild meeting. She will be discussing ways to enhance quilts for appraisal purposes.

Sandra is a quilt appraiser certified by the American Quilter’s Society. She travels extensively to provide quilt appraisals at quilt shows and guilds throughout Vermont and the rest of the US.

Happy Valentine’s Day





A BIG THANK YOU FOR DONATED MONTHLY PRIZES

To all the businesses which have donated prizes for the monthly drawings... T-H-A-N-K Y-O-U!!!

September

Gail Perras won the monthly door prize drawing, a gift certificate donated by Nancy's Notions.
Helen Short won the monthly charity quilt drawing, a chocolate gift basket donated by Hannaford.

October

Gwen Guyette won the monthly door prize drawing a gift certificate donated by the Traveled Cup.
Kris Bachand won the monthly charity quilt drawing, a Jelly Roll donated by Creative Fiber Designs.

A BIG THANK YOU (Cont.)

November

Alyce Bushey won the monthly door prize drawing, a gift certificate for machine quilting donated by Bev Cook.
Carol Mahoney won the monthly charity quilt drawing, a gift certificate for 1-hr massage with Beth Wright donated by the Wellness Center.

December

Dale McFeeters won the monthly door prize drawing, a gift certificate for a large pizza donated by Mimmo's.
Bonnie Evans won a monthly charity quilt drawing, a gift certificate from the Sunny Laurel Sisters.
Adrienne Perrino won a monthly charity quilt drawing, a gift certificate from Betty's Flower Shop.

January

Connie Lane won the monthly door prize drawing, a \$20 gift certificate donated by Linda's Restaurant.
Mary Jane Marchelewicz won the monthly charity quilt drawing, a gift certificate donated by Quilts & Treasures, East Longmeadow, MA.

FEATURED ONLINE TUTORIAL: LOVE NOTES QUILT

From Missouri Star Quilt Company

<https://www.youtube.com/watch?v=3hFwmZ8sJT8>



QUILT SHOW: 58 DAYS AND COUNTING

The 2015 Quilt Show is less than 2 months away, and planning continues behind the scenes. Continue reading to see how you can help.

- **We need QUILTS!!!** It's all about the quilts!!! As of the December guild meeting, we had 61 quilts registered, and we need many more to fill City Hall. The deadline to register your quilt is now March 1st! Here's the link to the registration form: <http://www.franklincountyquilters.org/fcqgshow.html>

- **We need donations!!!** The **Teacup Auction** needs more items for the Auction table. Table runners/toppers, matching placemats and napkins, bags and totes, wallhangings, gift baskets, and quilt kits have all been popular sellers in the past. If you have an item to donate, bring it to a meeting and give it to Sally Krupp. We also need **fat quarters** for the basket of FQs as a prize for the raffle. If you have any fat quarters, please give them to Gwen Guyette at the meeting. And we need donations for the **door prize**...tea, lotions, coffee, maple syrup, etc.

- **We need volunteers!!!** We need guild members to **demo**

quilting techniques during the show. If you have a demo you'd like to do, contact Bonnie Evans. We also need volunteers and/or spouses to transport the **poles** from Shelburne to St. Albans on Friday and back to Shelburne on Sunday. And we need lots of volunteers to help with **set-up** on Friday.

- **We need your raffle tickets!!!** Diane Forey asks that each member return the raffle tickets and money for the tickets in an envelope with the member's name written on the outside. Diane wants to be sure to properly credit the returned tickets. As a reminder, each member is required to sell (or buy) two books of raffle tickets to remain a member in good standing.

- **Don't forget to complete and enter your Challenge Quilts!!!** Sharon Perry has issued a challenge to all guild members to complete a quilt in red and white fabrics. There's still plenty of time to make something for the challenge. Instructions can be found on the next page of this newsletter.

The success of the guild's quilt show truly depends on the help of many volunteers. There are plenty of jobs available, so please be sure to sign up for a job (or jobs) which fit your schedule and physical abilities.

**JUST IN CASE YOU HAVEN'T STARTED YET...
"I'VE NEVER MET A RED I DIDN'T LIKE"
CHALLENGE**

1. The Challenge Quilt can be no larger than 42"W by 42"L. It can be any size smaller.
2. The quilt must be completed using any red and white fabrics, from any fabric manufacturer and the fabrics can be any shade of red and white, but the fabrics do need to reflect a red/white quilt theme (not red/white/black, and yes, red/cream is ok). Do **NOT** use prints that have colors, other than red and white, in them.
3. The quilt must be entered into the 2015 quilt show.

If anyone has any questions, please email Sharon Perry at vtquilter@gmail.com or call her at 326-3135.

RECIPE CORNER:

FUDGE

- 1 jar (7 oz.) marshmallow crème
- $\frac{3}{4}$ cup butter (can substitute margarine)
- 3 cups sugar
- $\frac{3}{8}$ cup evaporated milk
- 1 package (12 oz.) semi-sweet chocolate chips
- 1 cup chopped nuts (optional)
- 1 teaspoon vanilla

Lightly grease 13 x 9-inch pan with butter or margarine. Melt butter in saucepan. Add sugar and milk; mix well. Bring to full rolling boil on medium heat; stir constantly. Continue boiling for 5 minutes on medium heat or until candy thermometer reaches 234°F; stir constantly. Remove from heat; stir in chips until melted. Add remaining ingredients; mix well. Pour into pan. Cool at room temperature. Cut into squares.

Peppermint Fudge: Substitute white chocolate chips for semi-sweet chocolate chips & 1 cup crushed peppermint candies (use only Brach's) for the nuts.

PEANUT BUTTER FUDGE

- 4 cups granulated sugar
- $\frac{1}{2}$ cup margarine or butter
- 1 cup milk
- 12 oz. jar peanut butter
- 7 oz. jar marshmallow crème
- 1 cup flour
- Pinch of salt
- $\frac{1}{2}$ cup chopped nuts (optional)

Mix together sugar, butter, and milk in saucepan. Heat over medium heat until boiling; boil for 5 minutes. Add peanut butter and marshmallow crème; mix well. Add flour and salt; beat well. Pour into buttered 13x9-inch pan. Refrigerate for easier cutting. This is a soft fudge.



**February 8th
February 18th
February 23rd
February 27th**

**Sally Krupp
Jill Boomhooover
Pam Salazar
Gerda Thibault**

...and many more!!!

AROUND THE WEB:
FREE PATTERNS FOR FEBRUARY

Sweetheart Table Runner: http://www.quiltersnewsletter.com/content_downloads/QNMP-140300-SWEETHEART.pdf

Scrappy Hearts Table Runner: <http://www.jeannesquilting.com/free/scrappyhearts.pdf>

Heart Potholder: <http://aspoonfulofsugardesigns.com/2013/02/pot-holder-pattern/>

Paper-pieced Hearts: <http://quiltingworks.com/patterns/paper-pieced/hearts.htm>

Hearts for You Wallhanging:

http://www.rileyblakedesigns.com/media/uploads/Free_Quilting_Projects/2012/RBD_SweetHeart.pdf

Be Still My Heart Wallhanging: <http://tallgrassprairiestudio.blogspot.com/2009/01/my-heart-is-filled-with-joy.html>

Faux Chenille Valentine Pillow: <http://amerooniedesigns.blogspot.com/2011/01/faux-chenille-valentine-pillow.html>

LOTS of Other FREE Valentine Patterns: <http://quiltinspiration.blogspot.com/2014/01/free-pattern-day-hearts-and-valentines.html>

Don't forget to bring:
- Completed quilt registration forms & photo
- FQ donations for raffle prize
- Door prize donations for quilt show
- Silent Auction donations
- BOM blocks
- Items for Show & Tell & UFO Challenge

Franklin County Quilters Guild
c/o Sharon Perry
PO Box 517
Montgomery Ctr VT 05471

