

Franklin County Quilters Guild

SUGARHOUSE GAZETTE

Saint Albans, Vermont

<http://www.franklincountyquilters.org>

franklincountyquilters@gmail.com



Volume 14, Issue 6 erf
February 2022

President

Laurel Schaap

Vice President

Teri Brunelle

Secretary

Helen Bicknell

Treasurer

Deb Dusablon

Newsletter

Sharon Perry

Programs

Cindy Metayer
Gale Obelus Weld

Project Coordinator

Diane Comeau
Lucie Fortin

Membership

Penny LaRochelle

Quilt Show

Helen Short
Teri Brunelle

Comfort Quilts Coordinator

Denise Chase

2022 Raffle Quilt

Penny LaRochelle

2022 Charity Quilt

Denise Chase

President's Piece

Challenges. All kinds of challenges. Winter can be a challenge. Bad internet is definitely a challenge!

What challenges are you facing lately? Some are temporary and relatively minor. I just ran out of a fabric I was using in my mystery blocks. I had to piece scraps together to finish the block. Others are life-long. How do we handle our challenges? With patience and grace? With frustration and anger? I think most of us handle things with a combination of those.

One definition of Grace is "courteous goodwill." There are more definitions of Grace. I've been thinking a lot about Grace this year. How to treat others with Grace when you disagree. How to handle unfair situations. I admire people who are able to be kind and courteous when confronted with difficulties or people who are difficult. The more difficult the situation, the more Grace is needed. It takes a lot of self-control sometimes.

My internet challenge is going to dictate a short column this month. I hope you will think about Grace as you face your challenges, whether small or great.

Piecefully AND Peacefully,
Laurel Schaap
2021-2022 President



Happy
Valentine's Day



2021 – 2022 Guild Calendar

September 15th Ice Cream Social
Potholder Exchange
October 20th Christmas in October
with Member Demos
(Doors open at 6 pm; mtg at 6:30 pm)
November 17th Trunk Show
with Jean Anne Branch
and Mary Jane Marchewicz
December 15th Holiday Fun
on Zoom

2021 – 2022 Guild Calendar

January 19th Bag Trunk Show on Zoom
with Joan Radell, Bucklebee Toolbox
January 22nd Bag Workshop on Zoom
with Joan Radell, Bucklebee Toolbox
February 16th Panel Palooza Trunk
Show on Zoom with Cyndi
McChesney, Cedar Ridge Quilting
February 19th & 26th Panel Palooza
Workshop on Zoom with Cyndi
McChesney, Cedar Ridge Quilting

2021 – 2022 Guild Calendar

March 20th Trunk Show **on Zoom** with
Brita Nelson, The Questioning Quilter
April Quilt Show **CANCELLED**
April 20th Trunk Show with
CaDi Corners
April 23rd CaDi Corners Sewcial Picnic
May 18th Singer Featherweights and
Vintage Sewing Machines with
Barb & David Morgan (Tentative)
June 15th Potluck & Teacup Auction

Franklin County Quilters Guild January 19th, 2021 Meeting on Zoom

The zoom meeting was called to order by Helen Short, who was covering for Laurel Schaap and Teri Brunelle in their absence. There were 22 members present in 20 locations and one guest, Joan Radell.

Sharon Perry moved to accept the Consent Agenda; seconded by Penny LaRochelle. Motion carried.

Gale Weld introduced our presenter, Joan Radell from Bucklebee Bags. Joan shared a very interesting program and will be conducting a workshop on Saturday, January 22, 2022.

Programs:

- Gale Weld indicated there is still room in the workshops for more members.
- Gale also discussed the upcoming February zoom presentation and encouraged members to sign up for the two half day workshops.

Comfort Quilts:

- Denise Chase reported that 99 quilts were distributed in 2021.
- Denise also indicated that people are using their own fabric.
- Denise has some quilts that only need quilting.
- Denise also managed to present the parents of the first baby girl and boy quilts to their respective families.

Quilt Show:

- Helen Short reported that the 2022 quilt show has been cancelled. She has written a letter to sponsors asking them what they would like to do with their sponsorship money.
- Penny LaRochelle indicated that eight quilts were entered for the quilt show.
- Sharon Perry asked that any raffle ticket money be mailed to her at: PO Box 517, Montgomery Center, VT 05471
- Helen Short is communicating with the Art in the Park committee and exploring the possibility of displaying Vermont Home Challenge quilts which are to be completed by April 1, 2022.

Membership: Penny LaRochelle reported that membership remains at 59.

Sugarhouse Gazette:

- Items for the Gazette need to reach Sharon by the last Wednesday of the month (January 26, 2022).
- Sharon also discussed her idea for a recipe booklet. At this point she only has five recipes and will continue to include them in the newsletter unless many more recipes are sent to her.

Project:

Diane Comeau and Lucie Fortin described the blocks for this month. Blue is the color of the month. Directions will be posted in the FCQG Sugarhouse Club on

Facebook. The directions along with pictures will be emailed to members as well.

Other Business: Sharon indicated several members are anticipating participation in the "22 for 2022" program.

Door Prize: Laurel Schaap was the recipient.

The meeting ended with Show and Tell.

Sharon Perry moved to adjourn, and Denise Chase seconded the motion.

Respectfully submitted,
Helen Bicknell, Secretary



2022 VERMONT HOME CHALLENGE

Although the quilt show has been cancelled, the "Vermont Home" Challenge is still on. For those participating, continue to work on your Challenge entry. The deadline to complete, and send a picture, remains April 1st. Stay tuned for more information. Members wanting to participate will pay \$1 for a piece of green fabric. That green fabric must be used in the quilt. The maximum size of the quilt is 96" inches in perimeter. As such, your quilt could be 24" x 24" or 12" x 36" or any size where the total measurement of all 4 sides added together is 96" or less. See page 6 for more information.

2021-2022 MYSTERY QUILT FOR BLOCK OF THE MONTH

Diane Comeau, the guild's Project Coordinator, introduced a mystery quilt for the 2021-2022 membership year called the "Sugarhouse Sampler." Lucie Fortin is helping Diane with the mystery. For block construction, Diane is using a light background while Lucie is doing a dark background.

Patterns for the block can be found on the FCQG Sugarhouse Club Facebook page. The patterns will also be emailed to members each month. The colors for the mystery quilt are primary colors. Some local quilt shops have packaged bundles of primary colors together for the guild's mystery quilt.



TREASURER'S REPORT FOR FEBRUARY 2022**FRANKLIN COUNTY QUILTERS GUILD****Treasurer's Report -- February 16, 2022**

Opening Balance	\$6,254.71
-----------------	------------

Funds collected

Raffle	\$50.00
Workshop (Jan)	\$175.00
Workshop (Feb)	\$280.00
CVQG, Reimbursement for QS '22 cancellation of pole rental	\$250.00
St Albans City Hall, Reimbursement for QS '22 cancellation	\$510.00
Membership	\$20.00

<i>Total Funds Collected</i>	\$1,285.00
------------------------------	------------

<i>Subtotal</i>	\$7,539.71
-----------------	------------

Funds paid out

Cyndi McChensey of Cedar Ridge Quilting, Feb wkshop	\$300.00
WR Berkley, Insurance premium from 02/2022-02/2023	\$400.00

<i>Total Funds Paid Out</i>	\$700.00
-----------------------------	----------

Grand Total	\$6,839.71
--------------------	-------------------

2022 YTD Collections: \$1,285.00

Respectfully submitted,
Deborah L. Dusablon, Treasurer

COLORADO QUILTER WILL BE GUEST SPEAKER FOR THE FEBRUARY MEETING

Cyndi McChesney is a Colorado based quilt artist, long-arm quilter, teacher and lecturer who revels in finding simple solutions to complex questions about quilt making and quilt design. Cyndi will be doing a Zoom trunk show on Wednesday, February 16th, during the regular guild meeting. She'll also conduct her Panel Palooza workshop on Zoom for guild members.

PANEL PALOOZA WORKSHOP ON ZOOM

Saturday, February 19th 9:00 am to 11:30 am

Saturday, February 26th 9:00 am to 11:30 am

Cyndi will share her artistic, planned approach to elevate a panel into a beautiful, finished quilt. During the first Zoom session, Cyndi will share samples of her work and discuss her process and vision as she plans steps to a completed project. Class participants are encouraged to work on their own unique panel project between the two sessions. During the second Zoom session, participants will share their progress with continued discussions on the panel quilt process. Workshop cost is \$35 for guild members; cost includes both Saturday sessions.

Cindy Metayer is taking sign-ups for the workshop. If you are interested in taking the workshop on Saturday, February 19th & 26th, please email or call Cindy, cmets@hotmail.com, 802-582-2164, to reserve your spot.





RECIPE CORNER

CHOCOLATE-COVERED CHERRY DELIGHTS

- ½ cup melted butter (1 stick)
- 1 cup white sugar
- 1 egg
- ¼ teaspoon baking powder
- ¼ teaspoon baking soda
- ¼ teaspoon salt
- 1 teaspoon vanilla
- ½ cup cocoa
- 1½ cups all-purpose flour
- 1 10-oz jar maraschino cherries*
- 1 cup chocolate chips
- ¼ cup sweetened condensed milk

Preheat the oven to 350F.

Melt the butter and mix in the sugar. When the mixture has cooled off a bit, add the egg and mix.

Add the baking powder, baking soda, salt, vanilla and cocoa, stirring after each addition. Add the flour and mix well. The dough will be stiff and a bit crumbly.

Drain the cherries and reserve the juice.

Roll the dough into walnut-sized balls and place on a greased cookie sheet, 12 per sheet. Press down in the center of each ball to make an indentation. Place one cherry in each indentation.

In a double boiler, combine the chocolate chips and the sweetened condensed milk. Heat on low, stirring until the chocolate chips have melted. Start adding in some of the reserved cherry juice, 1 teaspoon at a time, until the sauce is thick and will glob off a spoon. If it won't glob off, keep adding juice until it is the right consistency.

Spoon a small bit of the sauce over the center of each cookie – just enough to cover the cherry. It shouldn't drip down the sides.

Bake in the preheated oven for 10 minutes. Let the cookies cool on the baking sheet for 2 minutes, and then remove to a wire rack to cool completely.

Recipe Notes: *You probably won't use the whole jar of cherries

KILLER CHOCOLATE CHEESECAKE

- 1½ cups chocolate graham cracker crumbs
- 6 tablespoons butter, melted

- ¼ cup granulated sugar
- 5 squares (5 oz.) semisweet chocolate
- 1½ pounds cream cheese
- ¾ cup granulated sugar
- 3 large eggs
- 1 teaspoon vanilla
- 1 cup sour cream

Preheat oven to 350°.

Place first 3 ingredients (crumbs, butter, and ¼ cup sugar) in a mixing bowl. Blend well. Press the crumb mixture into the bottom and partly up the sides of a greased 9-inch spring-form pan. Smooth the crumb mixture to an even thickness. Bake crust for 10 minutes. Cool before filling.

Lower oven temperature to 275°.

Melt the chocolate in the microwave on low power level. Meanwhile, in a large mixing bowl, beat the cream cheese with the sugar until the mixture is smooth and light. Beat in the eggs and the vanilla.

Stir the melted chocolate and the sour cream into the cream-cheese mixture and blend well. Pour the mixture into the prepared crust and bake for 1 hour, 15 minutes. Turn off the heat and allow the cake to cool in the oven, Chill.

Top the cheesecake with the “BEST Chocolate Ganache Ever!” Recipe below.

BEST CHOCOLATE GANACHE EVER

- 6 oz semisweet chocolate chips (2⅔ cups)
- 1 cup heavy whipping cream
- ½ cup butter

Pour chocolate in medium-sized bowl; set aside.

Melt butter in small saucepan over medium heat. Add cream when butter is just about melted. Increase heat slightly and, using a whisk, stir constantly, but gently. Heat until mixture just barely comes to a boil. Pour over chocolate in bowl. Begin string gently, combining the chocolate with the butter-cream mixture. Continue stirring until all the chocolate is melted and the ganache is smooth.

Let the mixture sit from 5-15 minutes, depending on how “drippy” you want the chocolate. If you're putting the ganache on brownies, it can be pretty cool and still spread well. For cakes, you'll want it to be warmer so that it will run and cover the cake. Feel free to gently pick up your baked goods and tilt them slowly in one direction or another to spread the ganache.





















Recipe Notes: You can half the recipe and have enough ganache for the Killer Chocolate Cheesecake.





That is **22 Finishes in 2022!**

Join in the fun and make 22 quilted projects by the end of 2022 and your name will be entered into a special drawing held in December 2022. If you'd like to participate, fill in your name and 22 projects you'd like to finish this year on the list below. This is your list...you can add to it throughout the year if need be to have 22 projects or you can remove a project, or swap out projects, etc...you just have to have **22 Finishes in 2022** AND you must send a picture of each project for one of the guild's monthly show and tell on Zoom. You can show multiple projects in one month. You also don't have to show a project every month, you just have to have **22 Finishes in 2022!** You will maintain your own list, but you must let Sharon Perry know you are participating. *Quilt photo courtesy of Kris Bachand.*

          Cut along dotted line          

22 Finishes in 2022

NAME: _____

1.	12.
2.	13.
3.	14.
4.	15.
5.	16.
6.	17.
7.	18.
8.	19.
9.	20.
10.	21.
11.	22.

GTR' GTR' GTR' GTR' GTR' GTR' GTR' GTR'
DONE DONE DONE DONE DONE DONE DONE DONE

2022 RAFFLE QUILT




Organized by Denise Chase and Sharon Perry;
Quilted by Bev Cook, Treasured Moments Quilting

Blue Ribbon winner at the Vermont Quilt Festival

QUILT SHOW FOLLOW-UP

After the guild canceled the 2022 Quilt Show, a letter was sent to the Quilt Show sponsors offering two choices: refunding their money; or donating it to the Guild for our charitable works. To date, there are only three sponsors who have not replied to our letter. We're pleased to report that Suncrest Health Care Communities, Handy Dodge Toyota, Sharon and Scott Perry, The Eloquent Page, American Legion Green Mountain Post #1, Treasured Moments, Elderberry Lodge and Sampler House have all chosen to donate their money towards our charitable works. If you go into these businesses, please thank them for their generosity.

Teri Brunelle and Helen Short are arranging a meeting with Donna Howard of the Eloquent Page to plan an exhibit of the Vermont Home Challenge Quilts at this summer's Art in the Park. Donna spoke for the downtown St. Albans businesses stating that they will miss our Show. She did ask if we could do it May or June, but that is not feasible. We appreciate that the businesses hold our show in high regard.



February	23	Susan	Burns
February	24	JoAnne	Champagne

...and many more!!!

BRITA NELSON, THE QUESTIONING QUILTER, GUEST SPEAKER IN MARCH

Brita Nelson will teach us about the magic and beauty of disappearing blocks with an interactive online lecture, demo and trunk show. Using 3 cameras, one on Brita and the quilts, one pointing straight down at the cutting mat, and one close-up on the quilts, Brita will be able to show us all how easy it is to turn simple blocks into beautiful complex patterns.

Brita will also show us how different block designs can be enhanced by color choices or slight modifications to make even more interesting full quilts. For more information, visit Brita's website found [here](#).



SEW ALONG DAYS TO HELP US THROUGH THE WINTER

Sew Alongs are BACK! Members enjoyed the sew alongs last membership year so the guild is bringing them back to help us get through the long, cold months of winter this year. Here's the schedule for February and March:

Sunday, February 6th, 10:00 am – 4:00 pm
Thursday, February 17th, 10:00 am – 3:00 pm
Sunday, March 6th, 10:00 am – 4:00 pm
Thursday, March 31st, 10:00 am – 3:00 pm

Be sure to mark all the Sew Alongs February and March on your calendar so you too can join in the fun!

As a reminder, the Zoom link to join will be sent out one week before the Sew Along.

THE SIZE OF THE QUILTING MARKET

Every year for the past ten years, Premier Needle Arts has conducted The Quilter's Survey. The company works in cooperation with various brands in the quilting industry in order to conduct a survey to help them understand the quilting market, assess its size and growth potential, and collect data about the typical quilter and her consumer behavior. The results of the next survey should be released in spring 2022.

According to the survey, as well as other data Premier Needle Arts accessed to understand the market, there are now 85 million "active creatives" in North America, meaning people who have done at least one creative project in the last year. Crafts generate \$35 billion in annual sales. There are currently 10-12 million quilters and the quilting market is expected to approach \$5 billion by 2026-2027. In 2020 there was a more than 12% increase in the number of new quilters. **The quilting market is expected to grow to \$5 billion by 2026.**

The data indicates that the average quilter is a retired woman who is approximately 65 years old with a household income of \$60,000 or more; 17.5% have full-time jobs. Average quilters have been quilting for over 10 years and spend more than six hours each week working on quilting projects. The average quilter owns four sewing machines. Fewer than 30% of quilters pay someone else to quilt their quilts, preferring instead to do the quilting themselves.

The average quilter is now online every single day. They are doing research and shopping online 30% more today than they did in 2018, and YouTube is now the first place they go to learn new techniques (versus websites and blogs which was #1 last year). New quilters report that sewing is their main hobby besides quilting, indicating that sewing is a gateway to quilting. There are now 33 million active sewists, a more than 10% increase over last year.


The majority of quilters prefer to shop for fabric, thread, and notions at independent quilt shops. The number of quilters shopping online for fabric, notions, and other quilting supplies continues to increase year-over-year, though, but ecommerce growth for supplies is greater than for fabric and notions.

63% of quilters still buy and read magazines, but overall magazine subscriptions have decreased by 15% over the last five years.

14% of quilters report that they attended at least one virtual show this year, but overall their experiences with online quilting events were subpar and 80% say they wouldn't attend one again next year.

Excerpt from craftindustryalliance.org



FEBRUARY CROSSWORD PUZZLE**ACROSS**

3. A dark area produced by a body coming between rays of light and a surface
 9. A card or gift given to someone on February 14th
 11. Fat Tuesday
 14. The date Valentine's Day falls on
 15. One of the 3 primary colors
 16. A food preparation in the form of a paste or solid block made from roasted and ground cacao seeds
 18. Last name for Honest Abe
 19. Bulbous, fragrant flowers that come in many different varieties and colors, including red, white, pink, and yellow
 21. A pointed shaft shot from a bow

DOWN

1. Touch with the lips as a sign of love
 2. An attractively arranged bunch of flowers
 4. The 1st US President
 5. Those who have held the highest US political office
 6. The Roman god of love
 7. A color intermediate between red and white
 8. A shape signifying love
 10. A confection with sugar as a principal ingredient
 12. Football's championship game played in February
 13. Town which holds a Groundhog Day celebration
 17. Come to full bloom
 20. An intense feeling of deep affection

LINK TO BARN QUILT TRAIL OF NORTHERN VERMONT

<http://www.barnquiltsfornorthernvermont.org/>

Deadline for articles for next newsletter:

Wednesday, February 23rd, 2022

Please email articles to Sharon Perry, to vtquilter@gmail.com,
 or mail to PO Box 517, Montgomery Center VT 05471



"February is the shortest month, so if you're having a miserable month, try to schedule it for February." ~ Lemony Snickett