

Franklin County Quilters Guild

SUGARHOUSE GAZETTE

Saint Albans, Vermont

<http://www.franklincountyquilters.org>

franklincountyquilters@gmail.com



Volume 13, Issue 10
June 2021

President

John Rouleau

Vice President

Teri Brunelle

Secretary

Helen Short

Treasurer

Deb Dusablon

Newsletter

Sharon Perry

Librarian

VACANT (future needs TBD)

Programs

Natalie Good

VACANT

Project Coordinator

Helen Bicknell

Lucie Fortin

Membership

Penny LaRochelle

Quilt Show

Barb Pratt

Helen Short

Comfort Quilts Coordinator

Denise Chase

2021 (formerly 2020) Raffle Quilt

Denise Chase

Sharon Perry

2021 Charity Quilt

Helen Short

President's Piece

Greetings to all, Zoomers and non-Zoomers alike,

The lilacs are still hanging on to their blossoms, though their perfume has faded since their first blooming. The spring succession of flowers marches on. The songbirds have settled who is moving in with whom and brooding has settled over the back yard. Signs of spring awakening are all around us.


A different kind of awakening is also here: the COVID pandemic is losing its vice-like grip on our social lives. At last we can contemplate in person meetings, beginning in September. What a great day that will be!

Meanwhile, we have one more Zoom style meeting coming up. Happy 30th Birthday to the Guild. It won't be as much fun eating ice-cream at home without a big spread of toppings, but on the plus side, set up and cleanup won't be such a task for Teri, and we can go back for seconds any time during the meeting.

Looking forward to one last Zoom meeting together I am.

Sincerely yours,

John Rouleau, 2020-2021 President



2020 – 2021 Guild Calendar

**ALL MEETINGS CONDUCTED ON
ZOOM STARTING AT 6:30 PM**

September 16th Ice Cream Social

October 21st Christmas in October
with Sharon Perry

November 18th Flying Colors
Trunk Show with Timna Tarr

November 21st Zoom Workshop
with Timna Tarr (sign up with Timna)

December 13th Zoom Open Sew Day

2020 – 2021 Guild Calendar

**ALL MEETINGS CONDUCTED ON
ZOOM STARTING AT 6:30 PM**

December 16th Holiday Meeting

January 20th Making Batiks

January 24th Zoom Winter Blues Sew Day

February 17th Pajama Party
with Helen Short

February 21st Zoom Pajama Party Sew Day

March 17th Trunk Show with
Michelle Renee Hiatt, Studio 180

2020 – 2021 Guild Calendar

**ALL MEETINGS CONDUCTED ON
ZOOM STARTING AT 6:30 PM**

March 20th Zoom Workshop with
Michelle Renee Hiatt, Studio 180

April Quilt Show Cancelled

April 21st Trunk Show with
Gudrun Erla, GE Designs

May 19th Quilt Restoration
Trunk Show with Stephanie McCall

June 16th 30th Anniversary Celebration
2021 Raffle Quilt Drawing

**Franklin County Quilters Guild
Monthly Guild Meeting Minutes
May 19th, 2021 via Zoom**

John Rouleau called the meeting to order at 6:30 pm. Twenty-nine members gathered for the meeting at 25 locations. There were 2 guests, Peggy McGuire and Stephanie McCall.

The consent agenda consisting of the minutes of the April meeting and the financial report passed by a voice vote after a motion by Sharon Perry seconded by Helen Bicknell.

2021-2022 Officers: John Rouleau announced that all offices had been filled except Programs. A team of two was needed to plan programs for 2 years. One of the members would serve from 2021-2022 and the other from 2022-2023. In 2023, another program member would be elected to serve from 2023-2024. Cindy Metayer and Gale Weld have volunteered. Natalie Good, Diane Comeau and Sharon Perry will assist them as needed.

2023 Raffle Quilt: Penny LaRoche volunteered to make the Guild's 2023 Raffle quilt. Thank you Penny!

2022 Quilt Show: Theme of the challenge quilts is being considered. Two suggestions received to date are: monochromatic quilts; or red, white and blue quilts. There will be a separate category for the Round Robin quilts made following the Projects team's monthly reveals in the newsletters. If you haven't made one, you still have time. You can read the steps in the newsletters and make a quilt.

June Meeting:

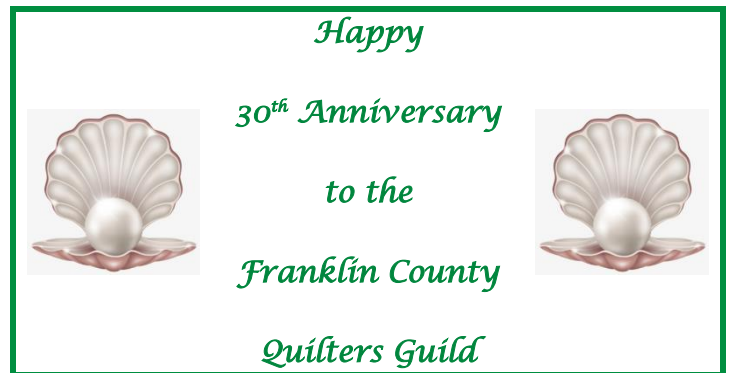
- This will be a "Provide your Own Ice Cream" event. At the June meeting the drawing will be held for the 2021 Raffle Quilt. **If you have not sold your raffle tickets or turned your money in please mail them to Penny at 40 Meade Road, Fairfax, VT 05454.**
- The winner of the Yo-Yo You're Sew Creative Challenge Contest will be announced after they are judged by an invited guest.
- All 2021-2022 Guild members will receive prizes to celebrate our 30th Anniversary. The two 'hot items' announced by John are a trip to a tropical

paradise and a stuffed pillow that resembles Mt. Rushmore. (We have lots of laughs at our Zoom meetings.)

May Program: Guest speaker Stephanie McCall entertained us with an informative presentation on quilt restoration.

Show and Tell followed the program.

Respectfully submitted,
Helen Short, Secretary



GUILD CELEBRATES 30TH "BIRTHDAY"

Our June meeting will be a celebration of 30 years as a guild. Nanc Ekiert and Sharon Perry have been busy collecting lots of fun donations from quilting businesses across the country to help us celebrate this milestone in the guild's history. With all the donations received, **every member will receive a birthday gift!**

Part of the fun will be the reveal of the Yo-Yo You're Sew Creative Challenge. Nanc has enlisted the help of a guest judge who will be choosing her/his favorite from all the entries. In addition to bragging rights, the judge's choice winner will receive a hand-crafted ribbon perfect for displaying with the winning yo-yo entry.

THIS IS A "BRING YOUR OWN CAKE AND ICE CREAM" EVENT!



*Did you get
your FREE
donut on
National Donut
Day, June 4th?*

TREASURER'S REPORT FOR JUNE 2021**FRANKLIN COUNTY QUILTER'S GUILD****Treasurer's Report -- June 16, 2021**

Opening Balance \$5,642.18

Funds collected

Total Funds Collected \$0.00

Sub-total \$5,642.18

Funds paid out

Sharon Perry, May gift card, wabbit \$25.00

NMC Capital Campaign, fifth installment \$200.00

Total Funds Paid Out \$225.00

Grand Total **\$5,417.18**

2021 YTD Collections: \$646.00

Respectfully submitted,
Deborah L. Dusablon, Treasurer

**SEW ALONG DAYS WILL CONTINUE THROUGH THE SUMMER**

Members are enjoying the sew alongs so much members have asked for even more to include during the week. Starting in June, guild sew alongs will be held on the 2nd Sunday and 4th Thursday of each month. Here's the schedule for June, July, and August:

Sunday, June 13th, 10:00 am – 4:00 pm

Thursday, June 24th, 10:00 am – 2:00 pm

Sunday, July 11th, 10:00 am – 4:00 pm

Thursday, July 22nd, 10:00 am – 2:00 pm

Sunday, August 8th, 10:00 am – 4:00 pm

Thursday, August 26th, 10:00 am – 2:00 pm



*Flag Day is
June 14th*



RECIPE CORNER:**STRAWBERRY CAKE WITH STRAWBERRY ICING**

1 pkg. white cake mix
 3-oz pkg. strawberry gelatin
 4 eggs
 ½ cup sugar
 ¼ cup flour
 ½ cup finely chopped strawberries
 1 cup vegetable oil
 ½ cup milk

Beat cake mix and next 7 ingredients until well mixed, stopping to scrape down sides. Pour batter into 3 greased and floured 9" pans. Bake at 350° for 23 minutes or until tester comes out clean. Cool on wire racks completely before frosting.

Icing:

1 cup butter, softened
 32 oz. powdered sugar
 1 cup finely chopped strawberries

Beat butter until fluffy. Add sugar and chopped strawberries. Makes about 2 1/2 cups.

RECIPE CORNER:**STRAWBERRY SHORTCAKE TRIFLE**

1 (9x5 inch) pound cake, cut into cubes (about 12 oz.)
 2 cups vanilla bean pudding (recipe below)
 2 to 3 cups whipped cream (recipe below)
 3 cups sliced or quartered fresh strawberries
 Fresh strawberries for garnish optional

Vanilla Bean Pudding:

2 cups cold whole milk
 3 tablespoons cornstarch
 ½ cup sugar
 ½ teaspoon salt
 1 tablespoon vanilla bean paste (or 2 teaspoons vanilla extract)
 1 tablespoons butter

Vanilla Whipped Cream:

2 cups cold whipped cream
 1 tablespoon vanilla bean paste (or 2 teaspoons vanilla extract)

Layer pound cake cubes and strawberries on the bottom of the trifle dish. Top with a layer of vanilla bean pudding and then whipped cream. Repeat with the cake cubes and strawberries. Repeat the layers 3 or 4 times. Top with whipped cream and/or fresh strawberries if you wish!

This is ready to serve immediately after making; however, you can also make it ahead of time. If you make the homemade pudding and whipped cream and

want to make it ahead, I suggest making the whole trifle the morning of and storing it in the fridge. If you choose to use a refrigerated whipped topping, you might be able to get away with making it the night before. Just be sure to store it in the fridge! If you don't have a trifle dish, you can easily use a large bowl to make this.

Vanilla Bean Pudding:

Fill a shaker cup with the milk and add the cornstarch. Seal the cup and shake for at least 30 seconds. Pour the mixture into a saucepan. Add the sugar and salt. Heat over medium heat, stirring constantly, until the mixture thickens and coats the back of a spoon, about 8 to 10 minutes. Remove it from heat and stir in the vanilla bean paste or extract (or both!) and the butter until melted.

Let the pudding cool to room temperature. You can use it at room temp or store it in the fridge until you're ready to use.

Vanilla Whipped Cream:

Place the heavy cream and vanilla paste (or extract) in a bowl of your electric mixer fitted with the whisk attachment. You can also use an electric hand mixer if you wish. Beat on medium speed until soft peaks form.

NOTE: You can substitute any boxed vanilla pudding (instant or cooked and prepared according to the box directions) for the vanilla bean pudding.

Happy Father's Day






There's still time to join in the fun and make 21 quilted projects by the end of 2021 and your name will be entered into a special drawing held in December 2021. If you'd like to participate, fill in your name and 21 projects you'd like to finish this year on the list below. This is your list...you can add to it throughout the year if need be to have 21 projects or you can remove a project, or swap out projects, etc...you just have to have ***21 Finishes in 2021*** **AND** you must send a picture of each project for one of the guild's monthly show and tell on Zoom. You can show multiple projects in one month. You also don't have to show a project every month, you just have to have ***21 Finishes in 2021!*** You will maintain your own list, but you must let Sharon Perry know you are participating.

 Cut along dotted line

NAME: _____

1.	11.
2.	12.
3.	13.
4.	14.
5.	15.
6.	16.
7.	17.
8.	18.
9.	19.
10.	20.
	21.

GTR' GTR' GTR' GTR' GTR' GTR' GTR' GTR'
DONE DONE DONE DONE DONE DONE DONE DONE

Yo-Yo You're Sew Creative 2021 Challenge

The deadline has passed and now the waiting begins. Entries will be judged by a special guest, and the winner will receive not only bragging rights but also a one-of-a-kind Franklin County Quilters Guild ribbon!



2021 Raffle Quilt

(Organized by Denise Chase
and Sharon Perry;
quilted by Bev Cook)

2021 RAFFLE TICKETS

**ALL RAFFLE TICKETS MUST BE
RETURNED TO PENNY LAROCHELLE AS
SOON AS POSSIBLE!!!**

The winning ticket will be drawn at the guild's meeting on June 16th. If you still have your tickets, please send the tickets and money (check(s) payable to FCQG) to Penny LaRochelle, 40 Meade Road, Fairfax, VT 05454. Be sure to include your name and return address so Penny can properly credit the ticket sales to your name.

2022 RAFFLE QUILT

Organized by Denise Chase and Sharon Perry;
quilted by Bev Cook



Christy	Hamel	June	1
Peggy	Paradee	June	3
Susan	Keyes	June	7
Jean Anne	Branch	June	19
Deb	Dusablon	June	22
Lucie	Fortin	July	2
Mary	King	July	15
Becky	Mandeville	July	16
Priscilla	Pritchard	July	19
Denise	Chase	July	28
Krissy	Kilburn	July	31
Beth	Brault	August	3
Penny	LaRochelle	August	29

2021-2022 SLATE OF OFFICERS:

President: Laurel Schaap

Vice President: Teri Brunelle

Treasurer: Deb Dusablon

Secretary: Helen Bicknell

Programs: Cindy Metayer and Gale Weld

Project Comeau: Diane Comeau and Helen Short

Quilt Show: Barb Pratt and Helen Short

Membership: Penny LaRochelle

Newsletter: Sharon Perry

Website: Ali Boren

Comfort Quilts: Denise Chase

2022 Charity Quilt: Denise Chase

2023 Raffle Quilt: Penny LaRochelle



SHOW & TELL ON ZOOM

Let's Zoom!



We'll still be enjoying the monthly show & tell during the guild's Zoom meetings. However, it will require some advance planning and actions.

If you want to display your completed projects during show & tell, please email a photo of each project to Sharon Perry, vtquilter@gmail.com, by the Sunday prior to the guild meeting. **For the June meeting, photos should be sent to Sharon no later than Sunday, June 13th.**

For each month's show & tell Sharon will create a slideshow with all the photos sent to her for that month. She will "share" the slideshow during the Zoom meeting. Members will be asked to briefly describe their projects as those projects appear on the screen.

ZOOM PLATFORM BRINGS CHANGES TO GUILD MONTHLY MEETINGS

- Guild meetings will be conducted on Zoom in a virtual format; in-person meetings are cancelled for the 2020-2021 membership year. The executive board will re-evaluate when to restart in-person meetings next year.
- Guest speakers will present virtual lectures and workshops also using Zoom.
- Guild members will need to send pictures to participate in the monthly show & tell.
- Guild members will join the guild meeting by clicking a link or launching the Zoom app on their computer/device/smartphone. Sharon Perry will send all the particulars for joining one week before the meeting. **The invite for the June 16th meeting will be sent out on Wednesday, June 9th.**

ZOOM BEST PRACTICES

- Make sure your camera is connected and available to the Zoom app.
- Check your microphone and speaker settings before joining the Zoom session.
- Close all apps except for Zoom on your smartphone/device/computer.
- Plug your computer/device/smartphone into a power source.
- If using wi-fi, make sure your wi-fi is not overloaded (think multiple phones, devices, cameras, etc.).
- If you have a limited/unreliable internet connection, try directly plugging into your internet router.
- If you are hard of hearing or in a crowded/public space, use a headset for better sound.
- **Mute your microphone** when not actively speaking.
- Be aware of your surroundings and behavior (**We can see you!**).
- Add questions/comments in "Chat" section to be addressed by Zoom moderator.
- "Raise hand" if you would like to address the group.
- Make comments short and succinct; mute for responses.

IDEAS FOR GUILD MEMBERS WITH UNRELIABLE INTERNET CONNECTIONS

Here are some ways to join the Zoom meetings if you have a limited connection:

- Plug directly into your internet router.
- Disconnect all other devices using wi-fi during the Zoom meeting. You'd be surprised how many devices are connected to your wi-fi (think printers, smartphones, cameras, appliances, lights, etc.).
- Try using the internet connection at your local library from your car.
- Join a fellow guild member at their home as long as everyone is observing COVID-19 guidelines and have not been exposed to COVID-19.

JUNE WORD SEARCH

I	A	I	H	H	P	I	C	N	I	C	E	M	F
I	B	R	I	D	E	P	C	G	C	A	M	P	A
I	I	R	M	O	L	R	A	E	P	S	L	G	T
I	C	E	C	R	E	A	M	M	O	O	R	G	H
S	A	R	L	G	A	R	D	E	N	I	N	G	E
L	J	U	N	E	T	E	E	N	T	H	P	G	R
A	G	C	R	E	E	M	E	E	A	O	N	K	E
D	G	R	A	D	U	A	T	I	O	N	C	R	C
N	W	E	D	D	I	N	G	L	G	T	C	A	N
A	P	M	I	E	K	A	L	L	G	A	L	F	A
S	T	O	G	N	I	M	M	I	W	S	P	T	C
D	E	A	D	O	N	U	T	S	B	E	A	C	H
U	G	E	M	I	N	I	D	D	A	Y	O	A	R
S	U	M	M	E	R	G	R	I	L	L	B	E	E

GARDENING
 SANDALS
 PICNIC
 GRADUATION
 PEARL
 SWIMMING
 GEMINI
 GRILL
 FLAG
 BRIDE
 CANCER
 LAKE
 ICE CREAM
 DONUTS
 POOL
 JUNETEENTH
 CAMP
 CREEMEE
 WEDDING
 SUMMER
 BEACH
 D DAY
 GROOM
 FATHER

LINK TO FRANKLIN COUNTY BARN QUILT TRAIL

The Franklin County Barn Quilt Trail,
 previously found on the FCQG website, can now be accessed at
<http://www.barnquiltsfornorthernvermont.org/>.

Deadline for articles for next newsletter:**Wednesday, August 25th, 2021**

Please email articles to Sharon Perry, vtquilter@gmail.com,
 or mail to PO Box 517, Montgomery Center VT 05471



*"And since all this loveliness cannot be Heaven, I know in my heart it is
 June." ~ Abba Woolson*