

Franklin County Quilters Guild

SUGARHOUSE GAZETTE

Saint Albans, Vermont

<http://www.franklincountyquilters.org>

franklincountyquilters@gmail.com



Volume 14, Issue 2
October 2021

President

Laurel Schaap

Vice President

Teri Brunelle

Secretary

Helen Bicknell

Treasurer

Deb Dusablon

Newsletter

Sharon Perry

Programs

Cindy Metayer

Gale Weld

Project Coordinator

Diane Comeau

Lucie Fortin

Membership

Penny LaRochelle

Quilt Show

Helen Short

Teri Brunelle

Comfort Quilts Coordinator

Denise Chase

2022 Raffle Quilt

Penny LaRochelle

2022 Charity Quilt

Denise Chase

President's Piece

How is your fall going? Mine is very busy, with guests for 3 weeks in a row. Whew! That means lots of cooking and no quilting. Bummer. Of course, I love to see family that I haven't seen for a while, but it definitely puts a crimp in my sewing time. Fortunately, I'm making big plans for quilting in the next couple of months. Before the guests, I started going through my UFO boxes, picking out projects to be completed as soon as the rush is over. I'm slightly border-phobic, so I found a lot of quilts that just need borders. Instead of the pieced borders that I had in mind, I decided to just GET THEM DONE. I was able to put borders on five (5!) quilt tops in September. Now they're in my "to be quilted" pile. Sigh.

Looking forward, we will have another decision to make about our October meeting. In person? On Zoom? We're having the mini demos, so it's perfectly possible to do these on Zoom. Our COVID numbers for Franklin County are unfortunately not showing a lot of improvement, but they aren't as bad as they have been. I think our September meeting went very well, being in person. So I'm going to ask you to weigh in on this decision. I'm not going to get fancy with an online poll, but it would be terrific if you would email me with your thumbs up (meeting in person) or thumbs down (Zoom). Send your opinion to laurelschaap@gmail.com. (Note the two "a"s in my last name -- lots of folks get that wrong.)

I'm looking forward to the mini demos. I hope to get some Christmas ideas! Maybe this year I'll be ready early. The plans for the quilt show are moving forward, and I think the mystery blocks are very exciting. So mark your calendar for October 20th. Our default will be to meet in person, but I'll send out an email and post it on the website if we decide that Zoom is the way to go in October.

Piecefully yours,
Laurel Schaap, 2021-2022 President



2021 – 2022 Guild Calendar

September 15th Ice Cream Social
Potholder Exchange (abibliophobia)

October 20th Christmas in October
with Member Demos
(Doors open at 6 pm; mtg at 6:30 pm)

November 17th Trunk Show
with Jean Anne Branch
and Mary Jane Marchewicz

December 16th Holiday Potluck
Gift Exchange

2021 – 2022 Guild Calendar

January 19th Bag Trunk Show **on Zoom**
with Joan Radell, Bucklebee Toolbox

January 20th Bag Workshop **on Zoom**
with Joan Radell, Bucklebee Toolbox

February 16th Panel Palooza Trunk
Show **on Zoom** with Cyndi
McChesney, Cedar Ridge Quilting

February 19th Panel Palooza Workshop
on Zoom with Cyndi McChesney,
Cedar Ridge Quilting

2021 – 2022 Guild Calendar

March 20th Singer Featherweights and
Vintage Sewing Machines with
Barb & David Morgan

April 1st Quilt Show Set-Up

April 2nd – 3rd Quilt Show

April 20th TBD

May 18th Trunk Show
with Laurel Schaap
& Member Garage Sale

June 15th Potluck & Teacup Auction

Franklin County Quilters' Guild September 15, 2021 Meeting

The meeting was called to order by President Laurel Schaap. There were 32 members present with 6 additional members on Facebook. The Consent Agenda passed on a motion for acceptance by John Rouleau, seconded by Kris Kilburn.

The program was our traditional Ice Cream Social. This year we shared ice cream novelties.

Facebook Live: Laurel thanked Diane Comeau for making the Facebook option available to paid members.

Programs: Cindy Metayer shared program plans for the upcoming year. The October meeting will be Christmas in October where various Guild members will demonstrate their ideas for quick and easy gifts to make.

Projects/Block of the Month: Diane Comeau and Lucie Fortin shared project plans for members to make 2-3 blocks per month to create a mystery quilt. Directions for the blocks will be posted on the Guild's website and on the Guild's Facebook page.

Quilt Show:

- Helen Short and Penny LaRochelle talked about plans for the 2022 Franklin County Quilt Show. Helen has green material available for \$1.00 for the Challenge Quilt which should be no larger than a 96-inch perimeter. The title will be Vermont Home.
- There will be a Members' Craft Boutique where members may sell their products (no food items). A percentage of their sales will be given to the Guild and the crafters will be staffing the boutique. Helen indicated that she is looking for someone to preside over the teacup auction.
- Penny shared that quilt submissions are limited (at this time) to two large quilts per member. Smaller size quilt submissions are unlimited. All entries forms must be submitted by March 1, 2022. The submission forms will be available on the Guild website and the Guild Facebook page.

Membership: Penny LaRochelle stated there are currently 52 paid Guild members. Three new members joined this evening.

Raffle Quilt: Sharon Perry distributed raffle tickets for members to sell. Each member is required to sell 2 books of raffle tickets. Sharon indicated she is working to see if it's profitable to create and print a pattern to sell for the 2022 Raffle Quilt.

Newsletter: The date for the Sugarhouse Gazette (newsletter) submissions is the last Wednesday of each month. September 29, 2021 is the date for the October newsletter.

Tonight's Program:

- The evening ended with a Potholder Exchange. Twenty-three potholders were exchanged.
- John Rouleau brought in books from the retired library to be taken by members.
- Sue McGregor won the membership door prize and Helen Short won the comfort quilt prize. Ten members won the flowers.

Show and Tell presentations were made.

Respectfully submitted,
Helen Bicknell, Secretary



IT'S THAT TIME OF YEAR AGAIN...MEMBERSHIP DUES!

September marks the start of a new membership year for the guild. The FCQG 2021-2022 membership form can be found [here](#).

Your completed membership form and your \$20 check, payable to FCQG, should be sent to Penny LaRochelle. Penny's address is included on the membership form. Or bring your form and check to the next meeting.

Renew Your Membership



Renew Your Membership



2022 VERMONT HOME CHALLENGE

The guild is planning for the 2022 quilt show. "Vermont Home" will be the challenge for next year's quilt show.

Members wanting to participate will pay \$1 for a piece of green fabric. That green fabric must be used in the quilt. The maximum size of the quilt is 96" inches in perimeter. As such, your quilt could be 24" x 24" or 12" x 36" or any size where the total measurement of all 4 sides added together is 96" or less.

NEW MYSTERY QUILT FOR BLOCK OF THE MONTH

Diane Comeau, the guild's Project Coordinator, introduced a mystery quilt for the 2021-2022 membership year called the "Sugarhouse Sampler." Lucie Fortin is helping Diane with the mystery. Diane's using a light background, and Lucie is doing a dark background.

Instructions for the September blocks can be found [here](#) along with instructions for future months as they are available. The colors for the mystery quilt are primary colors. Some local quilt shops have packaged bundles of primary colors together for the guild's mystery quilt.

TREASURER'S REPORT FOR OCTOBER 2021**FRANKLIN COUNTY QUILTERS GUILD****Treasurer's Report -- October 20, 2021**

Opening Balance \$6,181.78

Funds collected

Membership \$600.00

Raffle tickets \$289.00

Total Funds Collected \$889.00

Sub-Total \$7,070.78

Funds paid out

Gerald Perry, Sep room set-up \$35.00

Penny LaRochelle, VistaPrint info cards order \$123.48

Total Funds Paid Out \$158.48

Grand Total **\$6,912.30**

2021 YTD Collections \$2,438.00

Respectfully submitted,

Deborah L. Dusablon, Treasurer

NEWS FROM PAST MEETINGS AND EVENTS

What follows are a news photo of the first FCQG members and the minutes (on page 6) and the attendance list for the first meeting, on February 6th, 1991. It is gratifying to see how closely our activities have hewn to the original vision of our founders. One might note, with some piquancy, in the minutes of the meeting that "Volunteers were asked to serve on a nominating committee but none came forward." 'Twas ever thus.



Quilters' guild forms

People who love to quilt — or simply love quilts — now have a place to meet other local residents who share the same interests. The first meeting of the newly formed Franklin County Quilters Guild attracted about 25 people. The speaker at the second meeting, scheduled for next Wednesday at Verdelia Village nursing facility in St. Albans, will be well-known quilting teacher Ginny Selzer, of Williston. Future meetings will feature such events as a field trip to see Jo-Ann Fabric's new store, and a speaker who will explain how to preserve antique quilts. A few of the guild members from St. Albans got together recently at Lena Smith's home for a few hours of chatting and sewing. From left, Shirley Bombard, Catherine Earle, Almira Horton, Paule Pembroke (a St. Albans native who now lives in Burlington), Lena Smith, and Sylvia Reynolds.

St. Albans Messenger - Sat. Mar. 2, 1991

(V) REFRESHMENTS	
Wed., February 6, 1991	
26 PRESENT	
✓ Carol Tank-Doyle	849-6166
✓ Denise Larose	524-6961
✓ Lee Pierce	524-2979
✓ Lisele Nolan	524-2080
✓ Jane Wilde	527-0833
✓ Nancy Orcutt	849-6659
✓ Polly Eischer	524-4601
✓ Denise Christiansen	849-2387
✓ Frances Morang	524-6637
✓ Marge Lang	524-4530
x ✓ Catherine Cobble	524-5390
x ✓ Sylvia Reynolds	524-8079
✓ Charlotte Gordon	933-4563
✓ Louise Bevins	524-4514
✓ Sherry Dupee	524-6420
x ✓ LENA SMITH	524-3581
x ✓ Paul Pembroke	863-5907
✓ Darin Jarnia	324-4604
✓ Marie Thomas	524-6924
✓ Sandi Hardy	849-6929
✓ Melvin Martin	524-3217
✓ Elaine & Perie	524-3491
✓ B. Winkley	524-1130
✓ Kathy Potoski	524-9188
x ✓ Almira Horton	
x ✓ Shirley Bombard	



RECIPE CORNER

PUMPKIN PIE SQUARES

- 1 box yellow cake mix, divided
- 1 stick butter, divided
- 1 15-oz can pumpkin
- 3 large eggs
- $\frac{2}{3}$ cup evaporated milk
- $\frac{1}{2}$ cup brown sugar, packed
- $\frac{1}{4}$ cup sugar, plus 2 tablespoons
- $\frac{1}{2}$ teaspoon nutmeg
- $\frac{1}{2}$ teaspoon ginger
- $\frac{1}{4}$ teaspoon ground cloves
- Pinch salt
- 1 teaspoon cinnamon
- Chopped nuts

Preheat oven to 350°. Butter bottom of 9" x 13" pan.

Measure out 1 cup of the cake mix. Cut off 2 tablespoons from stick of butter. Set both aside.

Melt remaining butter. Pour over remaining cake mix. Add 1 egg slightly beaten. Press mixture evenly into bottom of prepared pan. Set aside.

Combine pumpkin, 2 remaining eggs, evaporated milk, brown sugar, $\frac{1}{4}$ cup sugar, nutmeg, ginger, ground cloves, and salt. Mix thoroughly and pour over cake mix crust.

Mix 1 cup cake mix, 2 tablespoons butter, 2 tablespoons sugar, cinnamon, and chopped nuts until crumbly. Sprinkle over pumpkin mixture. Bake for 50 minutes. Let cool; serve with whipped cream.

RECIPE NOTES:

- You can substitute 1 tsp. pumpkin pie spice for the nutmeg, ginger, and ground cloves if desired.
- Double ingredients for pumpkin filling for a thicker layer of "pumpkin pie." All other instructions and ingredients remain the same.

SUPER MOIST PUMPKIN BREAD

- $3\frac{1}{2}$ cups all-purpose flour
- 2 cups packed dark brown sugar
- $\frac{2}{3}$ cup white sugar
- 2 cups pumpkin puree
- 1 cup vegetable oil
- $\frac{2}{3}$ cup coconut milk
- 2 teaspoons baking soda
- 1 teaspoon salt
- 1 teaspoon ground nutmeg
- $1\frac{1}{2}$ teaspoons ground cinnamon
- $\frac{2}{3}$ cup flaked coconut
- 1 cup toasted walnuts, chopped

Preheat oven to 350 degrees F (175 degrees C). Grease and flour two 8x4 inch loaf pans.

In a large bowl combine the flour, brown sugar, white sugar, pumpkin puree, oil, coconut milk, baking soda, salt, ground nutmeg and ground cinnamon. Mix until all of the flour is gone. Fold in the nuts and flaked coconut. Pour batter into the prepared pans.

Bake at 350°F for 1 hour and 15 minutes or until a toothpick inserted in the center comes out clean. Remove from oven and cover loaves with foil tightly. Allow to steam for 10 minutes. Remove foil and turn out onto a cooling rack. Tent lightly with the foil and allow to cool completely.

PUMPKIN FRENCH TOAST WITH CREAM CHEESE

- 1 loaf French bread (or a loaf of Texas Toast)
- 8 eggs
- 2 cups milk
- 15 ounces pumpkin puree
- $\frac{1}{2}$ cup heavy cream (half and half would work too)
- $\frac{1}{4}$ cup sugar
- $\frac{1}{2}$ cup brown sugar
- 1 tablespoon vanilla extract
- 2 teaspoons cinnamon
- $\frac{1}{4}$ teaspoon nutmeg
- $\frac{1}{2}$ cup flour
- $\frac{1}{2}$ cup brown sugar
- 1 teaspoon cinnamon
- $\frac{1}{2}$ teaspoon ground cloves
- $\frac{1}{4}$ teaspoon salt
- $\frac{1}{2}$ cup unsalted butter cold and cut into small squares
- 8 oz. cream cheese cut into little chunks

Spray a 9x13 pan with cooking spray and preheat your oven to 350 degrees.

In a large bowl, add the eggs, milk, pumpkin puree, heavy cream, sugar, $\frac{1}{2}$ cup brown sugar, vanilla, cinnamon, cloves and nutmeg.

Chop the bread into $\frac{3}{4}$ - 1 inch cubes and put it in the bowl with the egg mixture and toss well until all the liquid is absorbed.



In a small bowl or a food processor add the flour, brown sugar, cinnamon, and salt and mix. Cut in the butter with a fork or pulse in the food processor for 5-10 seconds or until the butter and brown sugar mixture is crumbly.

Pour half the bread and egg mixture into the pan, dot in half of the cream cheese chunks, add the remaining mixture and then add the rest of the cream cheese chunks. Cover evenly with the brown sugar-butter topping and bake for 45-50 minutes or until the top is crispy and the center is no longer wet.






There's still time to participate!!! Join in the fun and make 21 quilted projects by the end of 2021 and your name will be entered into a special drawing held in December 2021. If you'd like to participate, fill in your name and 21 projects you'd like to finish this year on the list below. This is your list...you can add to it throughout the year if need be to have 21 projects or you can remove a project, or swap out projects, etc...you just have to have ***21 Finishes in 2021*** AND you must send a picture of each project for one of the guild's monthly show and tell on Zoom. You can show multiple projects in one month. You also don't have to show a project every month, you just have to have ***21 Finishes in 2021!*** You will maintain your own list, but you must let Sharon Perry know you are participating.

 Cut along dotted line 

NAME: _____

1.	11.
2.	12.
3.	13.
4.	14.
5.	15.
6.	16.
7.	17.
8.	18.
9.	19.
10.	20.
	21.

GTR' GTR' GTR' GTR' GTR' GTR' GTR' GTR'
DONE DONE DONE DONE DONE DONE DONE DONE

2022 RAFFLE QUILT



Organized by Denise Chase and Sharon Perry;
Quilted by Bev Cook, Treasured Moments Quilting

Blue Ribbon winner at the Vermont Quilt Festival

MINUTES FROM FEBRUARY 6TH, 1991

February 6, 1991 - 7 p.m.

Twenty-one people, interested in quilting, came to the dell Village Recreation room in response to an ad which appeared in the St. Albans Messenger to see if there is enough enthusiasm to form a local guild.

The group was welcomed by Sylvia Reynolds who gave a brief history of our group. She and 8 gals who meet every other Wednesday morning at each other's houses. A guild Sylvia said is a group of people who come together for mutual help for one idea.

The meeting was then turned over to Almira Horton, acting president. Almira suggested that we would follow the following format:

- Business Meeting
- Refreshments
- Show and Tell
- Short program

Dues will be collected to cover the expense which would include speaker, mailing site. It was suggested that \$5.00 be paid for Feb., Mar., Apr. and May. If it is decided to keep the guild going in the fall, the dues will be \$10.00 per year.

Volunteers were asked to serve on a nominating committee but none came forward.

The programs lined up for spring are:

- Bunny Salter - March
- Visit to the Mill - April
- JoAnne Fabric Shop
- Gay Craig of the Champlain Valley Quilters - May



Cindy	Metayer	October	1
Mary Jane	Marchelewicz	October	3
Claudia	Moeykens	October	3
Sue	Lynch	October	5
Kay	Benedict	October	23
Natalie	Good	October	26

...and many more!!!

MINUTES FROM FEBRUARY 6TH, 1991 (cont.)

The then broke for refreshments. This was followed by Show n Tell.

- Shirley Bombard - showed her wall hanging and quilt
- Catherine Earle - showed her pillows
- Sylvia Reynolds - wall hanging
- Almira Horton - her adorable bear quilt
- Paula Pembroke - her unfinished 'antique' quilt - 10 yrs in the making
- Nancy - showed us the beautiful one of the guests - "Dick's Quilt"

This was followed by a short class on quilting. Small heart patterns on muslin were patched to each one.

Lena Smith collected dues and the meeting was adjourned.

Submitted by
Paula Pembroke 3/6
acting Secretary

Officers:

- Acting President - Almira Horton
- Acting Treasurer - Lena Smith
- Acting Secretary - Paula Pembroke
- Program - Sylvia Reynolds
- Shirley Bombard

MAKE YOUR OWN VALENTINE
The Vermont Quilt Guild will be at the Curry Museum at 2:30 p.m. for ages 8 and up. Using a variety of the materials and techniques, you can make your own Valentine and a quilt. For more information, call Shirley at 524-8516. For more info, call Shirley at 524-8516.

DO YOU QUILT OR ARE YOU INTERESTED IN QUILTING? If so join us at Vermont Quilt Guild (recreation room) Wednesday, Feb. 6 at 7 p.m. at the Municipal Complex in Swanton. Potatoes, retired, call 524-4402.

CALENDAR OF EVENTS
Workshop, 100% wool, 6:15 p.m. Burlington, every 6:15 p.m.

QUILTER'S LAST WILL AND TESTAMENT

by Barbara Black, bbquiltmaker.blogspot.com

Every day we get older. And no one gets to live forever. I don't want this to sound maudlin or creepy, but if I was gone tomorrow, my family has a BIG job ahead of them, dealing with all my quilt stuff. My friends and I have seen what happens when a quilter passes away with a huge stash.

Here are 10 Top Tips on what I think your family needs to know about your stuff:

1. Who to call? Which quilter friends are willing to help your family sort through and arrange to sell or give away all this stuff? Name at least 3 good friends, provide their phone numbers. Discuss this with those friends in advance--are they willing to take on this task?

2. Sewing Machines: How many do you have, where are they, serial numbers, when did you buy them and for how much? I currently have two Singer Featherweights, a Bernina 765 in an expensive cabinet and my beloved Bernina Q20 sit-down longarm. When I bought that in 2015, I told my husband it was really "expensive". Note I was not asking his permission to buy it, my money as a professional quiltmaker and teacher did that. But he only understood what that word meant when he saw the credit card bill. Your family has no idea how much your very valuable machines cost or are worth today. The Featherweights are often thought to be "toy machines". One of mine I had painted so I have almost \$700 invested in that baby--I want that to go to granddaughter Stella someday.

3. Your Important Quilts: Which mean the most to you and are the ones you really want to stay with your family? Do you have some that have won major awards or been published that will increase their value? These "Best Quilts" need to be documented in writing, with photos, to help ensure that information stays with those quilts. Make a LIST--who do you want to get your favorite quilts? There are a few I want to go to my grandchildren, Stella and Sam, when they are old enough to appreciate them. Yes, I have given them baby quilts and kid quilts already. I mean the ones I want them to share with their children, long after I'm gone, when they talk about their "BB".

4. Your Quilts You Would Like to Give to Someone: make a list of any quilts you want given to a specific friend or family member. The "quilt worthy" person who will be so happy to have a piece of you in their life. If you are lucky enough to know when your end is near, add their name to those quilts in advance. Or, BETTER YET--give that special friend that special quilt while you are able to see them receive it.

5. Your Quilts that Can be Sold or Given Away: is there an organization you want to support? Project Linus, Quilts of Valor, Guild Comfy/Charity Quilts all come to mind. But there are organizations that conduct fundraisers which might appreciate a quilt or two. Educational organizations and those that support children in need are possible

candidates. I easily have 50 small wall quilts lying around that have little value for sale but could raise a little money for charity.

6. Put Labels on ALL your quilts: If you don't automatically put labels on ALL your quilts, start doing that today. Here is a tutorial I wrote about labels 4 years ago: [Quilt Labels](#)

7. Important Quilts Still Under Construction: Again, if you know your time is short, find those good friends and ask them if they would be willing to finish that really important quilt you are working on, as a gift for your family. Not every quilt you ever started--just that special one you ran out of time to finish. Someone will say "yes".

8. Be aware that most of our stuff has little value to others, even quilters. The books, patterns you plan to make "someday", magazine articles you saved for 30 years, the 200 pens/markers in a box, even all your rulers, cutters and mats. People will be happy to take some of it off your hands, but not for money. Now is the best time to start purging that stuff. Have a "swap" or "giveaway" for close quilting friends. This takes work but you bought it all so you really ought to help your family by dealing with some of this stuff now, before it becomes their problem. The only special "things" I want saved for my family are my thimbles. Some are sterling silver; some are inexpensive brass topped thimbles I first learned to hand-quilt with. They are my most meaningful "tools" and take up very little room. I am looking for a special box I can store them in--I will include the story of those thimbles in the box.

9. The Fabric: It has value, to a lot of quilters. But, again, it's a matter of quantity. I am really in the purge mode this year as I try to reduce some of the "sinful" amount I have. There is a sale/swap/giveaway in my future this year. Just as soon as I sort through those closets again. Do you LOVE all the fabric you currently own?

10. Antique Quilts and Tops: I almost forgot this category--I have about a dozen antique quilts and tops, some cost me a good bit of money. Some I lucked into for very little. They are stored away from my quilts, in a closet. I must take time to create a LIST of these, what I know about them, what I paid and where I bought them. Sure don't want my kids to think these are just junky old rags...

11. Lastly, write a note to the future about what quilting has meant to you. It has been my most important passion for more than 35 years, more dear to me than anything other than my family. It has gotten me through tough times, brought more joy than I could have imagined, and added dear friends to my life that mean so much--you know who you are. Over the years I have saved a lot of notes I have received from friends and students--they are in a beautiful basket for my kids to find someday. That is a good place for my "letter to the future" to reside.

Reprinted with permission from "Quilter's Last Will and Testament," by Barbara Black

OCTOBER WORD SEARCH

P	R	Y	S	A	N	T	A	M	A	R	I	A	E
I	E	A	K	N	O	N	T	B	O	I	C	N	I
N	T	D	E	I	L	A	P	R	D	C	I	B	R
T	H	S	L	K	E	R	S	O	S	L	C	I	B
A	G	U	E	P	A	D	C	O	A	C	O	W	E
N	I	B	T	M	V	Y	A	M	V	G	N	I	W
I	F	M	O	U	E	H	R	S	R	H	R	T	R
N	E	U	N	P	S	U	Y	T	R	O	O	C	E
A	R	L	C	L	O	I	P	I	H	S	C	H	D
I	I	O	A	T	I	R	A	C	I	T	Y	R	I
L	F	C	T	E	U	B	U	K	S	A	D	L	P
C	O	S	T	U	M	E	R	U	K	S	N	A	S
S	S	A	P	M	O	C	B	A	T	P	A	P	Y
A	F	A	H	D	S	O	M	S	O	C	C	O	A

CANDY CORN
 TOURMALINE
 SKELETON
 SANTA MARIA
 LIBRA
 COSMOS
 SPIDER WEB
 WITCH
 COSTUME
 COLUMBUS DAY
 BROOMSTICK
 PUMPKIN
 FIREFIGHTER
 NINA
 LEAVES
 SHIP
 BAT
 SCARY
 HYDRANT
 COMPASS
 OPAL
 CAT
 GHOST
 PINTA

LINK TO BARN QUILT TRAIL OF NORTHERN VERMONT

<http://www.barnquiltsfornorthernvermont.org/>

NEWSLETTER IDEAS WANTED: Do you have a recipe you'd like to share with guild members? Or maybe you've found a great quilting website or blog you'd like to share. Or you've visited a quilt shop within an easy drive which had bargains or a fabric selection no quilter should miss. If so, send an email to vtquilter@gmail.com, and the newsletter editor will do her best to include it in the next newsletter. Although welcome, your input doesn't have to be a complete article. It could be a few bullets which convey your message. The editor will fill out the article as needed.

Deadline for articles for next newsletter:

Wednesday, October 27th, 2021

Please email articles to Sharon Perry, to vtquilter@gmail.com,
or mail to PO Box 517, Montgomery Center VT 05471



*"I wish that every day was Saturday and every month was October."
~ Charmaine J. Forde*