

Franklin County Quilters Guild

SUGARHOUSE GAZETTE

Saint Albans, Vermont

<http://www.franklincountyquilters.org>

franklincountyquilters@gmail.com



Volume 18, Issue 2
October 2025

Co-Presidents

Jean Anne Branch
Cindy Metayer

Vice President

Bonnie Evans

Secretary

Deb Trahan

Treasurer

Deb Dusablon

Newsletter

Sharon Perry

Programs

Helen Short
Cathy Carlson

Project Coordinator

Sandy Lane

Membership

Penny LaRochelle

Quilt Show

Diane Kane
Beth Mouser

Website

Scott Perry

Comfort Quilts Coordinator

Denise Chase

2026 Raffle Quilt

Denise Chase & Helen Short

2026 Charity Quilt

BINGO Quilt made by
FCQG members

President's Piece

October is a month often filled with anticipation, beauty, and reflection. An example is the speculation and planning surrounding the time and location to catch the best views of nature's transforming pallet of colors. Like leaf peepers, quilters are generally inspired by the transformation process with a vision in mind. In both leaf peeping and quilting the outcome may not be exactly as envisioned but beauty is still there to be found during the process and the ending. May we all have an opportunity to embrace the beauty of the season, fabric time, and the fellowship with our Guild members this month. We look forward to our October meeting and new techniques to be shared.

Thank you to all who were available to attend the September meeting. The atmosphere was so warm, welcoming, and collaborative; we wish the essence could have been bottled to share again. As usual the show and tell quilts were inspiring and betting many will shine at next year's Quilt Show.

Oh yes, a couple of thoughts we all may agree upon: Guilds Just Wanna Have Fun and we look forward to enjoying the many talents and efforts our members eagerly share.

Piece by piece,

Jean Anne Branch
2025-2026 Co-President

Cindy Metayer
2025-2026 Co-President



2025 – 2026 Guild Calendar

September 10th Novelty Ice Cream
Social and "Snip, Rip, Drop, & Pass"

October 17th Stripology Trunk Show
with Linda Leszczynski

October 18th Stripology Workshop with
Linda Leszczynski (Making the Zoe quilt by
GE Quilt Designs)

November 12th Panel Play Brown Bag Exchange
(November 2026 Reveal)

December 10th Holiday Potluck
with Gift Exchange and Canned Goods for
Vermont Family Foods MTG STARTS AT 6PM

January: NO MEETING

2025 – 2026 Guild Calendar

February: NO MEETING

March 11th: What Do Judges Look for When
They Examine Your Quilt? with Denise Chase

April 8th: TBD

April 10th: Quilt Show Set Up

April 11th – 12th: Quilt Show

May 13th: The Process of Getting Your Quilt
into a National Quilt Show with Linda Wells

June 10th: Potluck and Trunk Sale

July 8th: The Temperature is Burning
Strip Poker

August 12th: TBD

2025 – 2026 Guild Calendar

September 9th: Novelty Ice Cream
Social and TBD

October 9th: "Thread, What's the Big Deal"
with Nina Clotfelter

October 10th: How to Free Motion Quilt on
Your Domestic Machine Workshop
with Nina Clotfelter

November 11th: More with Panel Play (Reveal)
and QOV Presentations

December 9th: Pot Luck
with Gift Exchange
and TBD

Franklin County Quilters Guild

Co-Presidents: Jean Anne Branch and Cindy Metayer

Location: American Legion, 100 Parah Drive, St. Albans, VT

Minutes from the General Meeting

Wednesday, September 10, 2025

The meeting was called to order at 6:05 pm by Jean Anne Branch for our monthly meeting. She greeted all members in attendance with a warm welcome. She then told the group about some research on “What does it take to live to 100 and beyond?” by Julianne Holt-Lundstad. After conducting studies on tens of thousands of middle agers, she determined that the top two factors were #1 Social Interaction throughout the day, especially other than your closest people, and #2 Close Relationships with those who will be there for you when you are in need. Weight and exercise are numbers 3 and 4. Very interesting and great information!

Consent Agenda: A motion was made by Nanc Ekiert and seconded by Carol Parks to accept the June 11th Secretary and Treasurer Reports. All in favor, motion carried.

Mary Jane Rossi proceeded by announcing that they will be trying to funnel people through the sign in process to help make sure everyone is signed in and has put in entries for the door prize and other drawing. In addition, this will help everyone be more aware of what we do and feel involved.

Jean Anne Branch proceeded:**Announcements:**

- Jean Anne noted that Sharon has started selling raffle tickets and has several venues set up to sell tickets at. She also noted that there have not yet been any requests for the charity quilt yet. Asked members to think about it and to spread the word to organizations that may have a need. Sharon Perry confirmed that the booklet on the website has a list of all of the former recipients.
- There will be a Quilt Show on June 18, 19 & 20, 2026 at the DoubleTree in Burlington. Entry is free. FCQG will be showcased as one of the guilds. Different FCQG quilts will be displayed at our booth.
- Sharon Perry announced that she had made changes to the Member's booklet for the changes this year and has tidied up the Bylaws. Scott Perry will be posting a PDF of the Bylaws and new Standing Rules on the website. They will also be linked in the newsletter. We will be discussing these documents in October and will be voting in November.

Quilt Show (Beth Mouser/Diane Kane):

- Beth and Diane met with the quilt chairs. The theme for the 2026 challenge quilt will be “Celebrating America” in deference to the 250th anniversary of the signing of the Declaration of Independence.
- Peggy Paradee started circulating the volunteer signup sheet. We must sign up by the December meeting since there will be no meetings in January and February.

Comfort Quilts (Denise Chase): Denise announced that she is down to zero baby quilts. She brought lots of items that could be chosen to work on. Please help yourself to the kits. Don't forget to sign out when you take or return something.

Programs (Helen Short, Cathy Carlson):

- Helen described today's program “Snip, Rip, Drop & Pass.” Each person started with 1 yard of batik fabric and after

snipping, ripping, dropping and passing, each person ended up with 7 different pieces of batik. We will bring the project that we made to the October 2026 meeting for a show and tell.

- In October, Stripology Instructor from Merrimack, NH, will be joining us. She will be telling us about the stripology rulers and how they can be used. Please note that this meeting will be on Friday, October 17th at Holy Trinity in Swanton. On Saturday, October 18th there will be a workshop for the quilt “Zoe” out of the Stripology Mixology 3 Book. Workshop will start at 9am; doors open at 8:30am for setup. Workshop ends at 4:30pm with time for lunch. Reminder – rulers and books cannot be shared in the class but if you know someone you could borrow from, that is fine, it's just that each person needs a book and a ruler. Workshop is \$25. Send checks to Deb Dusablon.
- Also, in October, Cathy said that they will be handing out brown bags to each of us which we will bring back in November filled with a panel and a yard of coordinating fabric. In November, they will be exchanged and will be due back in November 2026 with a completed project.

Membership (Penny LaRochelle): Penny announced 50 paid members, including one lifetime member, no guests and we had 4 new members: Carly Williams, Gladys Barnes, Monica Kelley and Deborah Dolby. Present at meeting: 47

Block of the Month (BOM) (Sandy Lane):

- Sandy Lane presented a sample of the September Block of the Month called “Corn and Beans.”
- Instructions will be posted on the FCQG under “Projects.” You will need 2 10” squares, one white on white and a print. In addition you will need 5” squares of white on white and a print. This can be scrappy. Members are encouraged to bring completed blocks to the October meeting.
- June BOM: There were 37 blocks that are each fairly large so Sandy drew two names. Winners: Gladys Barnes and Penny LaRochelle..
- It was announced that one paper copy of the BOM will be set on each table at future meetings. You can take a picture of the printed copy for reference. This will save on cost and an excess of printed copies.

Newsletter (Sharon Perry): Sharon noted that the newsletter articles are always due on the 3rd Wednesday of the month unless specified otherwise..

Drawings:

- Membership Winner: Denise Chase
- Comfort Quilt: Carol Stanley

Show-n-Tell: There were lots of great comfort quilts, including a girl's baby quilt and some other smaller quilts that could be used for babies.

A motion to adjourn the meeting was made by Mary Jane Rossi and was 2nd by Sharon Perry. The motion carried, and the meeting adjourned at 7:40pm.

Respectfully submitted,
Deb Trahan, Acting Secretary



TREASURER'S REPORT FOR OCTOBER 2025**FRANKLIN COUNTY QUILTERS GUILD**

Treasurer's Report -- October 17, 2025

Opening Balance	\$11,894.00
-----------------	-------------

Funds Collected

Membership	\$1,250.00
Oct Stripology Workshop (3)	\$75.00
Raffle ticket sales	\$95.00
<i>Total Funds Collected</i>	<u>\$1,420.00</u>

<i>Subtotal</i>	\$13,314.00
-----------------	-------------

Funds Paid Out

Penny LaRochelle, Membership badge & monthly gifts	\$276.48
Sharon Perry, QS Raffle tickets	\$59.95
Bonnie Evans, Ice Cream social	\$75.06
<i>Total Funds Paid Out</i>	<u>\$411.49</u>

Grand Total	\$12,902.51
--------------------	--------------------

2025 YTD Collections: \$6,906.00

Respectfully submitted,
Deborah L. Dusablon, Treasurer

**STRIPOLOGY TRUNK SHOW & WORKSHOP IN OCTOBER**

The **October meeting will be held on Friday, October 17th, at the Holy Trinity Episcopal Church on 38 Grand Avenue in Swanton.** There is parking on both sides of Grand Avenue and in the back of the church there is a municipal parking lot. The program will be a trunk show by Linda Leszcynski, a certified Stripology instructor from Merrimack, NH. On the 18th there will be a workshop on the Stripology quilt pattern, Zoe. There are a few openings left. The cost of registration is \$25. If interested please contact Helen Short at hshortvt49@gmail.com.

This past year Holy Trinity started a diaper and wipe ministry. People in need of diapers and wipes may come to the church's Parish Hall on Mondays and Wednesdays from 10-1. The program has been very successful and has expanded to include personal care products, feminine hygiene supplies, toilet paper, and baby blankets. Participants have found listening ears and have been assisted with solving personal problems by the caring people who volunteer. This program has been a rewarding 'boots on the ground' ministry. **If you would like to contribute diapers (biggest needs are pull-ups), wipes, feminine hygiene or personal care products, there will be a table set up to receive them at the October meeting and workshop.**

You can also pick up your brown bag and information sheet for the panel exchange at the October meeting. The panel exchange and coordinating fabrics will take place at the November meeting. The program at the November meeting will be on creative ways to use panels in making quilts.



MONTHLY MEETING FORMAT

Unless otherwise noted, the monthly guild meeting will follow the following format for in-person meetings.

- 6:00 pm Doors open
 Sign in at membership table
 Sign up for monthly drawing if you haven't won this year
 Sign up for BOM raffle if you made one
 Sign up for comfort quilt drawing if you made a comfort quilt
- 6:30 pm Business Meeting
 Program for the evening
 Short Break as appropriate
 Show and Tell



4 REASONS WHY A QUILT MIGHT NEED APPRAISAL

1. Understanding the Historical Significance of a Quilt: Does your quilt hail from a specific time period, have ties to a special event or a specific community? If so, an appraiser may help you determine the quilt's age and the context in which it was made. They will look for clues from the fabrics chosen, construction techniques, imagery, and more. An appraisal can help document the quilts significance and answer many questions about the maker.
2. Quilt Provenance: Many times, a quilt's origin is unknown. This is one of the reasons it is important to label your quilts! In some cases, an appraisal can help establish the authenticity and provenance of a quilt, particularly if it is a vintage or antique piece. This information can be valuable for collectors, museums, and quilt historians.
3. Documenting Value: If you sell or donate your work, it may be helpful to have an appraiser set its value. In addition to objectively outlining the quilt's historical significance, quality, craftsmanship, the value will also be noted by the appraiser. This might be useful for tax purposes especially if the piece is donated.
4. Valuation for Insurance Purposes: If your quilt is damaged, lost, or stolen, having a written appraisal on file helps establish its worth and ensure appropriate compensation.

Will You Get a Quilt Appraised? Many of us treasure our quilts, especially those from family members long gone. And as you can see, having a quilt appraised can add to your knowledge of the technical and historical significance. But maybe more important than that, it will strengthen your ties to the original maker and allow you to appreciate their work – and their craft – more fully.

Quilt appraisers are certified through rigorous programs, including the American Quilter's Society. Qualified and accredited certifying organizations, such as the American Quilter's Society (AQS), have the responsibility of testing and certifying only those candidates that exhibit the necessary skills, knowledge, experience, and ethical practices that conform to the organization's uniform standards and practices.



MAJOR REWRITE OF BYLAWS UNDERTAKEN AND STANDING RULES CREATED

Over the summer, Jean Anne Branch, Sandy Lane, and Sharon Perry met to rewrite the guild's bylaws in light of the meeting changes (meeting month, date, and location) made this year. The goal of the committee was to make the bylaws a document which would not have to be changed frequently.

Most all of the specific information about who, what, where, and when for day-to-day guild operations were removed from the bylaws and placed in the newly created standing rules. Members were told about the rewrite of the bylaws and the creation of the standing rules at the September meeting.

Guild members will be discussing those changes made to the bylaws and the new standing rules at the October meeting. To prepare for those discussions, guild members can read the proposed bylaws [here](#) and the new standing rules [here](#) prior to the October meeting.

As you read the bylaws and standing rules, please make note of any suggested changes, additions, and/or deletions you might have. Bring them to the October meeting and be prepared to discuss your suggestions. The Executive Committee plans to have a vote by the membership on the bylaws and standing rules before the end of 2025. Both documents will be effective on January 1, 2026.





Join in the fun and make 25 quilted projects by the end of 2025 and your name will be entered into a special drawing held in December 2025. If you'd like to participate, fill in your name and 25 projects you'd like to finish this year on the list below. This is your list...you can add to it throughout the year if need be to have 25 projects or you can remove a project, or swap out projects, etc...you just have to have ***25 Finishes in 2025*** AND you must show each project at one of the guild's monthly show and tell. You can show multiple projects in one month. You also don't have to show a project every month, you just have to have ***25 Finishes in 2025!*** You will maintain your own list, but you must let Sharon Perry know you are participating.

 Cut along dotted line

NAME: _____

1.	14.
2.	15.
3.	16.
4.	17.
5.	18.
6.	19.
7.	20.
8.	21.
9.	22.
10.	23.
11.	24.
12.	25.
13.	



BLOCK OF THE MONTH (BOM)

The block featured at the September meeting is called Corn and Beans; instructions for the block can be found [here](#). Sandy Lane is this year's Project Coordinator for the guild. She says to use a white-on-white background and scrappy fabrics or any desired print for Fabric #1. Bring your blocks to the October meeting.

If you turn a block in, you get to enter your name in the BOM Drawing. You can make as many blocks as you want and enter your name a corresponding number of times. You can only win the blocks one time in a membership year which for this year runs from September 2025 through December 2026. If you win, you're asked to continue making the monthly BOM so the other winners have a similar number of blocks.

SUNSHINE CARDS FOR GUILD MEMBERS

If you know of a guild member who is in need of encouragement or comfort due to an illness, bereavement, etc., please contact Diane Comeau, 802-310-1837. She will send out an appropriate card.



IT'S THAT TIME OF YEAR AGAIN...MEMBERSHIP DUES TIME!

September marks the start of a new membership year for the guild. This membership year will run from September 2025 through December 2026.

Here are the details for this year's dues:

- The 2025-2026 membership form can be found [here](#).
- Your completed membership form and your \$25 check, payable to FCQG, should be sent to Penny LaRochelle. Penny's address is included on the membership form. You can also pay your dues at a meeting; please still fill out the form for guild records.

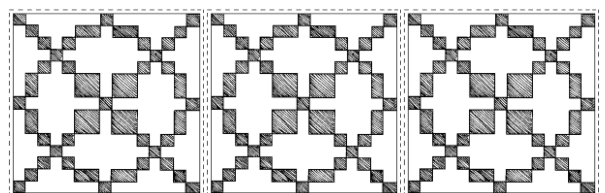


Here's to the women who
stitch us together—one laugh,
one seam, one friendship
at a time.



Cindy	Metayer	October	1
Claudia	Moeykens	October	3
Mary Jane	Rossi	October	3
Pat	Fabretti	October	24
Natalie	Good	October	26

...and many more!!!





SAINT JOHN'S
IN THE MOUNTAINS
EPISCOPAL CHURCH

presents...



September 14 - October 12

Sundays, 12-2pm

Tues & Thurs, 10am-2pm

Opening Reception



Weds, September 24

5:30-7pm

Quilt Exhibit by the Fiber Arts Group

*Debi Baggish, Sara Huff, Ann Owens, Sharon Witbeck,
ft. Willamine Bennett & Muriel Heath*



Free & ADA accessible | 1994 Mountain Road, Stowe VT
(802) 253-7578 | www.stjohnsinthemountains.org |   @stjohnsstowe



RECIPE CORNER

FLOURLESS PEANUT BUTTER COOKIES

1 cup peanut butter
1 cup white sugar
1 egg
1 teaspoon vanilla extract
Pinch of salt

Preheat oven to 350 degree oven. Mix first 4 ingredients. Spoon onto parchment lined cookie sheet, sprinkle salt on top. Bake for 10 minutes or until lightly browned.

CHOCOLATE TURTLE COOKIES

1 ¼ cups (150g) all-purpose flour
¾ cup (60g) unsweetened cocoa powder
¾ teaspoon baking soda
¾ teaspoon kosher salt
¾ cup (1 ½ sticks) unsalted butter, softened
¾ cup (150g) packed light brown sugar
½ cup (100g) granulated sugar
1 large egg
1 teaspoon pure vanilla extract
¾ cup finely chopped raw pecans
12 soft caramels

In a large bowl, whisk flour, cocoa powder, baking soda, and salt. In another large bowl, using a handheld mixer on medium-high speed, beat butter, brown sugar, and granulated sugar until creamy, 2 to 3 minutes. Add egg and vanilla and beat until combined. Add dry ingredients and beat on medium-low speed until just a few dry streaks remain. Add pecans and fold with a spatula until combined. Cover bowl with plastic wrap and refrigerate until cold, at least 1 hour and up to 4.

Arrange racks in upper and lower thirds of oven; preheat to 350°. Using a large cookie scoop (about ¼ cup), scoop dough into rounds for a total of 12. Press your finger into center of dough to create a hole. Place a caramel in the center. Pinch dough back over caramel and roll into a ball. Arrange between 2 parchment-lined baking sheets, spacing 3" apart.

Bake cookies, rotating sheets top to bottom halfway through, until puffed and edges are set, 16 to 18 minutes. Let cool 10 minutes on baking sheets.

LEMON SUGAR COOKIES

1 stick butter, unsalted, softened (½ cup)
1 ⅓ cup flour (167g), *see note below
¾ cup sugar (160 g)
1 tablespoon brown sugar (18 g)

1 teaspoon vanilla extract
1 large egg yolk, room temperature
2 - 3 tablespoon lemon zest
¼ teaspoon baking soda
½ teaspoon baking powder
¼ teaspoon salt
¼ cup sugar, for coating, optional

Preheat oven to 350°F.

In a small bowl, combine flour, baking soda, baking powder and salt. Whisk together to combine.

In a medium bowl, using a hand or standing mixer, cream the butter, brown sugar and ¾c sugar until light and fluffy. (about 2 - 3 minutes or so). Add in egg, lemon zest and vanilla and beat until combined.

Slowly pour in the dry ingredients and beat just until combined—do not over mix. (Chill for about 30 minutes if desired.) Roll cookie dough into about 1 ½-inch balls or scoop with a 1 ½-tablespoon cookie scoop and roll in sugar if desired (add sugar into a small bowl first) and place about 2 inches apart on a parchment-lined baking pan.

Bake 9-11 minutes. Cool; store in an air tight container or freeze.

Recipe Notes: *If you don't measure your flour by weight, make sure to stir and aerate the flour first and then spoon and level it with a knife versus scooping your measuring cup in the flour. Incorrectly measuring your flour can be the cause of failed cookies in any recipe.

Check to make sure your baking powder and baking soda are both fresh. Expired leavening agents can cause issues when trying to bake. Keep them fresh!

Make sure not to over bake these lemon sugar cookies. When you pull them out, you may think they are not quite ready yet, but they should be perfect that way.



OCTOBER

by Annette Wynne

Black and gold and red and brown,
Olive, pink, and blue,
What a riot of a gown—
What a medley hue!
What a way to go about—
Crimson cloak and vest!
October is a dancer
Dancing down the West.

FEATURED VIDEO TUTORIAL FOR OCTOBER:

<https://www.youtube.com/watch?v=9uEr81IH3NU>

Pint Size Table Runner – October
Shabby Fabrics



LINK TO BARN QUILT TRAIL OF NORTHERN VERMONT

<http://www.barnquiltsfornorthernvermont.org/>

NEWSLETTER IDEAS WANTED: Do you have a recipe you'd like to share with guild members? Or maybe you've found a great quilting website or blog you'd like to share. Or you've visited a quilt shop within an easy drive which had bargains or a fabric selection no quilter should miss. If so, send an email to vtquilter@gmail.com, and the newsletter editor will do her best to include it in the next newsletter. Although welcome, your input doesn't have to be a complete article. It could be a few bullets which convey your message. The editor will fill out the article as needed.

Deadline for articles for next newsletter:

4th Wednesday of this month only, October 22nd, 2025

Please email articles to Sharon Perry, to vtquilter@gmail.com,
or mail to PO Box 517, Montgomery Center VT 05471



October is Adopt a Shelter Dog Month



"The clear light that belongs to October was making the landscape radiant." ~ Florence Bone