

Franklin County Quilters Guild

SUGARHOUSE GAZETTE

Saint Albans, Vermont



Volume 6, Issue 4
December 2014

<http://www.franklincountyquilters.org>

franklincountyquilters@gmail.com

President

Helen Short

Vice President

Kris Bachand

Secretary

Gail Perras

Treasurer

Deb Dusablon

Newsletter

Sharon Perry

Librarian

Kay Benedict

Programs

Mary King

Peggy Paradee

Project Coordinator

Christy Mulyca

Membership

Char Mulyca

Quilt Show

Denise Chase

Dale McFeeters

Charity Quilt Coordinators

Jennifer Burt

Alyce Bushey

Denise Chase

Elaine Magnan

Gerda Thibault

President's Piece

Hello Everyone,

I found last month's program focused on preventing repetitive motion injuries associated with quilting very helpful. Proper seating and frequent stretch breaks are important keys in reducing injuries. The speaker reaffirmed my premise that having my cutting area downstairs and my sewing area upstairs is beneficial as I go up and down frequently to cut fabric and square up my blocks. I used to call this my exercise program, I'll now add, 'and injury prevention', providing I don't fall down the stairs.

The giving season is upon us. Quilters are by our very nature giving people. Our generosity gives us a good excuse to buy fabric so we can cut it up and sew it back together. We get to exercise our giving spirit at December's meeting by bringing a wrapped quilting related gift costing no more than \$10 for the Yankee Swap, a canned good for the food shelf and navy blue tone on tone fat quarter or 9 inch WOF strip for a raffle quilt. To nourish ourselves, please bring your favorite dish for the pot luck and your sense of humor for lots of laughs.

The Quilt Show Committee seeks a volunteer to organize demonstrations at the quilt show in April. If you are willing to accept this assignment, please contact Denise Chase or Dale McFeeters before the December meeting.

Sincerely,

Helen Short, 2014-2015 President

MERRY CHRISTMAS!!!

2014 – 2015 Guild Calendar

September 17th Ice Cream Social
(6:00 pm start!!!)

October 15th Scraps, Scraps & More
Scraps...It's All About the Scraps
& Stockings

November 19th Physical Therapy
with the Quilter in Mind

December 17th Holiday Potluck
(Doors open at 5:30pm...)
Potluck starts at 6:00 pm!!!

2014 – 2015 Guild Calendar

January 21st Trunk Show
with Bev Cook

February 18th Quilts & Appraisals
with Sandra Palmer

March 18th Quilt Show Prep
Member Demonstrations

April 10th Quilt Show Setup

2014 -2015 Guild Calendar

April 11th & 12th Quilt Show

April 15th Trunk Show
with Pamela Druhen

May 20th Trunk Show with
Richard Cleveland

June 17th Potluck &
Teacup Auction (6:00 pm start!!!)

FRANKLIN COUNTY QUILTERS GUILD

Minutes of November 19, 2014

Present: Total attended 52, including two (2) guests, Bridgett Mahoney and Ruth Hoag

Meeting called to order at 7:00 pm by Helen Short, President

Secretary's Report for October Meeting: no new additions. MTA by Dale McFeeters, 2nd by Bonnie Evans.

Treasurer's Report for October: MTA by Nancy Orcutt, 2nd by Denise Chase.

Old Business

Bylaws Committee and 501(c)3 Study Committee has not yet met.

Committee ReportsQuilt Show

- Denise Chase looking for a volunteer to do a demo at the show. Let Denise or Dale McFeeters know if interested.
- Show dates April 11th & 12th, 2015.
- Quilt Registration - Kay Benedict - 18 quilts have been registered. Kay announces another registration challenge. Get your form & photo in by January, 2015 and your name goes into a drawing. Get your form & photo in by December, 2014 and your name will go in twice! Prize to be determined.
- Denise Chase spoke to appraiser, Sandra Palmer; she needs a minimum of 10 quilts to appraise. By show of hands, this appears to be no problem. An appraisal is \$40.00.
- Mary King has arranged for Sandra Palmer to attend the February 2015 meeting and conduct an appraisal.
- Sally Krupp - Teacup Auction Chair. Let Sally know if you have an item to donate.

2015 Raffle Quilt

- Denise Chase showed the 2015 Raffle Quilt. IT IS GORGEOUS!!
- Diane Forey says raffle tickets for the quilt will be available soon.

Charity Quilts

- Gwen Guyette showed the 2015 Girl's Baby Quilt.
- Kits for Home Health charity quilts are on the table. Feel free to take one and complete!

Membership

- Char Mulyca handed out new rosters. Please check your information and let Char know of any changes.

Library

- Four (4) new books available. Let Kay Benedict know if interested.

Newsletter

- Sharon Perry: Always look for the actual meeting month for current Newsletter. Note: if you have trouble accessing Newsletter try refreshing the page.
- Also, Sharon suggests going on www.piriform.com

and downloading free C-cleaner version and run it every day; it will help clean up your computer.

Programs (Mary King and Peggy Paradee)

- Christmas Stockings for Soldiers maple syrup was donated by Brannon's. Pancake mix was donated, post cards for St Albans and free shipping coordinated by Sharon Perry. A total of 26 boxes will be shipped to our soldiers.
- Food Drive for month of December. Please bring non-perishable item to meeting.

Project Coordinator (Christy Mulyca)

- Batik Exchange Square Project - make 10 sets of 9 blocks for a total of 90 squares. Separate each of the sets into different colors for a variety. Put your name on each of your sets. Bring sets to the December meeting.

New BusinessBlock of the Month

- 24 blocks turned in for November challenge. Christy distributed instructions for December Block which will be red and white. Instructions are also on quiltercache.com.

Other New Business

- Bev Cook is selling paper pantographs for \$10.00 each. See Bev if interested.
- Sharon Perry selling quilter's magazines; .50 each or 12 for \$5.00. Money raised will go back to the guild.
- Rita Dean selling wide ironing boards made by her husband; 2x4 \$75, 2x6 \$100.
- Denise Chase is working on next year's raffle quilt. Needs dark navy material. Navy on navy only. Fat quarters or 6" wide strips. Bring in December.
- Quilt Shop Happenings
 - Peggy Paradee announced Sunny Laurel Sisters is now open Mon/Wed/Thurs/Fri/Sat/Sun.
 - Black Friday Sale at Creative Fiber Designs located in Brandon, VT.

Drawings

- Block of the Month (Nov) - Helen Bicknell and Sandy Maynard
- Door Prize - Alyce Bushey
- Charity Quilts - Carol Mahoney

Program: Sarah Nelson, Physical Therapist at NMC, introduced by Mary King and Peggy Paradee. Sarah did presentation on Physical Therapy with the Quilter in Mind - aka "How to Avoid Those Aches and Pains." Excellent presentation!

Show & Tell

Next Meeting: Wednesday, December 17, 2014 (Potluck starts at 6:00pm)

Meeting adjourned at 8:35pm. MTA - Sharon Perry, 2nd by Joanne Sweet.


Minutes submitted by Gail Perras

FCQGG Projects 2014-2015 Block of the Month

It's a Two-Color themed year!


All the blocks are 10" finished and can be found at www.quilterscache.com.
So here is a little excitement to know the patterns, but you have to wait for each month to find out what color the month will bring! ☺

Broken Arrows




Hand out in Sep,
due at Oct meeting

Double Wrench




Hand out in Oct,
Due at Nov meeting

Single Chain and Knot




Hand out in Nov
due at Dec mtg

Queen Charlotte's Crown




Hand out in Dec
due at Jan meeting

Goshen Star




Hand out in Jan,
due at Feb meeting

Dewey Dream Quilt



Hand out in Feb,
due at Mar meeting

Home Circle



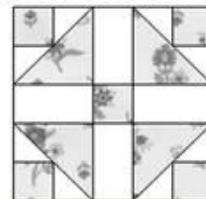
Hand out in Mar,
due at Apr meeting

Domino



Hand out in Apr,
due at May mtg



Grandmother's Choice



Hand out in May,
due at Jun meeting

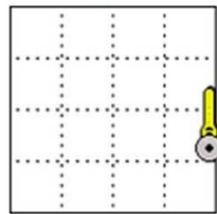
The pattern for the **TEN INCH BLOCK** can be found at:
<http://www.quilterscache.com/S/SingleChainandKnotBlock.html>

**** Supplies List ****

Color 1  **Color 2** 
Color 1 needs: one 2-1/2" x 12-1/2" strip AND one 1-1/2" x 12" strip
Color 2 needs: one 10" square AND one 1-1/2" x 12" strip

**** Preparing the Pieces and Sewing the Block ****

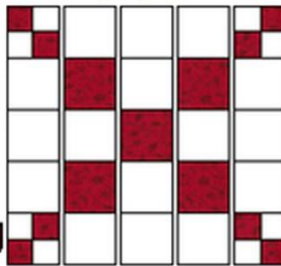
Start by marking and cutting the Color 1 2-1/2" x 12-1/2" strip into five 2-1/2" squares...



Now mark and cut the Color 2 10" square into sixteen 2-1/2" squares...

Next mark and cut the Color 1 and Color 2 1-1/2" x 12" strips into eight 1-1/2" squares of each...

Sew Color 1 and Color 2 squares right sides together using a 1/4" seam. Press seams to darker side. Sew the paired squares together to make a four patch unit. Make four units like this...



Now lay out all the units as shown at left. Sew five horizontal rows. Press row seams in alternating directions. Sew the rows together to complete the block!

Christy's Tip:

Measure, measure, measure! Accuracy is so appreciated by us all! ☺

FCQG BOM December 2014

It's a Two-Color themed year!

The December colors are **RED & WHITE**

Think bright and bold red that reads solid.
 White should be tone on tone or solid.

This month's pattern is

*Single Chain
and Knot*

It will be handed out at the November meeting,
 returned at the December meeting.

Questions? Visit our FB page at

www.facebook.com/groups/FCQGV1
 or email Christy at ArmyBratQuilts@gmail.com

There is a setting idea on the pattern website.



TREASURER'S REPORT FOR DECEMBER 2014**FRANKLIN COUNTY QUILTER'S GUILD
Treasurer's Report -- December 17, 2014**

Opening Balance		\$4,502.90
Funds collected		
Membership	\$0.00	
<i>Total Funds Collected</i>	\$0.00	
	<i>Sub-Total</i>	\$4,502.90
Funds paid out		
Church of the Rock, Dec rent	\$40.00	
Gerald Perry, Room set-up for Dec	\$35.00	
Sarah Nielsen, Guest speaker	\$25.00	
St. Albans City Hall, QS Hall rental (2 days)	\$300.00	
<i>Total Funds Paid Out</i>	\$400.00	
	<i>Grand Total</i>	\$4,102.90

2014 YTD Collections: \$3,370.00

Respectfully submitted,
Deborah L. Dusablon, Treasurer

**VISIT THE FRANKLIN COUNTY BARN QUILT TRAIL
ON THE GUILD'S WEBSITE AT**

<http://www.franklincountyquilters.org/fcbqt/index.html>

FABRIC NEEDED FOR 2016 RAFFLE QUILT

Denise Chase is working on the 2016 Raffle Quilt. The quilt will be a two-color quilt in navy and white. Denise needs donations of dark navy material, navy on navy only, as either fat quarters or 6" wide strips. Please bring your donations to the December meeting.

Deadline for articles for next newsletter:

Wednesday, December 31st, 2014

Please email articles to Sharon Perry, vtquilter@gmail.com, or mail to PO Box 517, Montgomery Center VT 05471

Merry Christmas



Holiday Potluck

Our December meeting is always a lot of fun. Please bring a dish to share, a main course, side dish, or dessert and a wrapped gift for our gift exchange (\$10 limit; handmade or quilting related encouraged). Please make your gift a thoughtful one, something you would like to receive as a gift. See pg. 8 for some ideas!

The doors open an hour earlier at 5:30 p.m., and the meeting will begin at 6p.m. It should be a fun time!

FEATURED ONLINE TUTORIAL: QUILTED CHRISTMAS STOCKINGS

From Missouri Star Quilt Company

<http://www.youtube.com/watch?v=UM8SpP3qli8&feature=youtu.be>



Stocking Project

Thank you very much to all that participated in the success of the soldier's stockings. We would like to recognize the contributions from the Branon Family Maple Orchard. Not only did they contribute maple syrup, they helped us with the processing of the paperwork and saving us money on the cost to mail the packages. Thanks Cecile!

In addition, we received an anonymous donation of \$119 to help with filling the stockings! Thanks again to that secret Santa! We were able to fill 26 boxes of goodies for our soldiers.

Lea's Prayers and Postage Inc. paid the full cost of sending these stockings to our soldier's. A special thanks goes out to Delores Mills for her assistance in making this happen.



BATIK SQUARES SCRAP EXCHANGE

Just a reminder that the batik squares for the scrap block exchange must be turned in to Christy Mulyca at the December guild meeting. You will receive your "variety pack" of batik squares at the January meeting.

FOOD DRIVE AT DECEMBER MEETING

Mary King and Peggy Paradee will be collecting food items to donate to Martha's Kitchen for Christmas. If you would like to bring in a non-perishable item to the December meeting, Mary and Peggy will collect them and bring them to Martha's kitchen.

A BIG THANK YOU FOR DONATED MONTHLY PRIZES

To all the businesses which have donated prizes for the monthly drawings...T-H-A-N-K Y-O-U!!!

September

Gail Perras won the monthly door prize drawing,
a gift certificate donated by Nancy's Notions.
Helen Short won the monthly charity quilt drawing,
a chocolate gift basket donated by Hannaford.

October

Gwen Guyette won the monthly door prize drawing
a gift certificate donated by the Traveled Cup.
Kris Bachand won the monthly charity quilt drawing,
a Jelly Roll donated by Creative Fiber Designs.

November

Alyce Bushey won the monthly door prize drawing,
a gift certificate for machine quilting
donated by Bev Cook.
Carol Mahoney won the monthly charity quilt drawing,
a gift certificate for 1-hr massage with Beth Wright
donated by the Wellness Center.

Stitcher's Christmas--Author Unknown

Twass the night before Christmas, and, oh, I was weary.
My stitching unfinished, my eyes getting bleary.
The stockings weren't finished, the chimney was bare.
And I knew that morning soon would be there.

My children and husband were tucked in their beds,
But visions of backstitches ran through my head.
I'd stitched ornaments and presents and gifts by the ton,
And now, I was finally, almost, almost done.

As I poised my needle for one more backstitch,
I heard something outside that made my hand twitch.
I jumped up from my stitching, and flew to the door,
Pressed my eye to the peephole, tiptoe off the floor.

My stitching forgotten, I peered into the night.
When suddenly, I got a terrible fright.
On my porch appeared Santa, holding his sack.
He knocked softly, and I took a giant step back.

I unlocked the deadbolt, and let Santa in,
He entered and gave a mischievous grin.
"Hope you don't mind if I come in the door?"
"Coming down the chimney can be quite a chore."

He said "You're up late. Still working I see."
"Do you know how tired you're going to be?"
"I know, Santa," I said, with a sigh,
"But I'm still backstitching the stars in the sky,"

"And the fields on that stocking look blobby you know,
I need to backstitch the drifts in the snow.
I've been stitching and stitching and stitching, no rest.
I just tried to finish stitching too much, I guess."

"I know what you mean," he said with a smile.
"This is my busiest time of the year, by a mile."
He stooped down by the tree, and he opened his sack,
And began to pull presents out of his pack.

"I've got some things here I think you might like,
An oak stitching frame, and a brand new Ott-Light.
A bundle of floss, and a great big mat cutter."
I smiled and felt my heart go a-flutter.

He put down gifts for us all, then he waved his right hand.
"Go to bed," he said, glancing at my floor stand.
He gave me a wink, and stepped out the door.
I just stood there a moment, glued to the floor.

After he'd left, I turned back to my chair,
Picked up the stockings, and started to stare.
The backstitching was done! The stars lit the sky!
And on my son's stocking angels sung on high.

I ran to thank Santa for this final gift,
And watched as his sleigh started to lift.
I heard him exclaim as he pulled out of sight
"Merry stitching to all, and to all a good night!"



