

MARCH BLOCK OF THE MONTH - CHANDELIER

Using scraps and always a $\frac{1}{4}$ " seam, for each block you will need:

Batik fabric:

1 - 5" square and 2 - 2 $\frac{1}{2}$ " squares


Background fabric- white on white

2 - 2 $\frac{1}{2}$ x 5" rectangles

2 - 2 $\frac{1}{2}$ x 7" rectangles


Sew the 2 $\frac{1}{2}$ x 5 " rectangles to opposite side of the 5" batik square

Press to dark




Sew 1 background 2 $\frac{1}{2}$ x 7 to each 2 $\frac{1}{2}$ " batik square

Press to dark



Arrange units as shown, sew together and press. Unfinished block should measure 9"



Remember: for each block you make and bring to next month's meeting, you can enter to win! However, you can only win once in the year, but please continue to make blocks of the month for others to win!

Any questions - call or text or email Carol Stanley 802-752-6991 carol.stanley124@gmail.com

You can also find the instructions of our guild Facebook page or on the guild website under Projects.





Chanderlier charm pack quilt pattern by Vanessa
Goertzen of Lella Boutique